

# MF 5S

105 – 145 HP

THE BEST-IN-CLASS ALL-ROUNDER



MASSEY FERGUSON

BORN TO **FARM**



# MF 5S

## MOVE INTO A NEW ERA OF POSSIBILITIES

With a choice of 5 models, the new MF 5S Series is simply the best-in-class tractor in its segment. Pioneering in steep-nose bonnet integration since 1993, Massey Ferguson always delivered the best front visibility, with its exclusive narrowest steep-nose bonnet and its extremely slim dashboard.

This new series offers excellent manoeuvrability and versatility for work in the yard, in the field or on the road, exuding amazing power, maximum agility, engineered quality and a new distinctive style.

With its totally new upgraded design (easy to recognise with the sabre line), high performance driveline, high levels of comfort and wide choice of equipment and options, the MF 5S is indisputably developed to tackle any challenges and any tasks on the farm.





# MF 5S BENEFITS AT A GLANCE

## STRAIGHTFORWARD OPERATIONS

- ▶ The sector benchmark for engine power and torque
- ▶ Excellent manoeuvrability (4 m turning radius)
- ▶ MF Smart Farming Solutions for more accuracy
- ▶ Front axle and cab suspension system improve comfort
- ▶ High level of comfort and superb control

## OUTSTANDING VISIBILITY

- ▶ Steep-nosed high visibility bonnet, down to just 4 m ahead of the tractor
- ▶ Slim dashboard and optional Visio roof
- ▶ Perfect for a small yard and loader applications

## GREAT POWER FOR ANY APPLICATION

- ▶ Powerful engines, transmission choice and excellent stability
- ▶ High flow hydraulics and great agility
- ▶ Responsive hydraulic systems offer fast, precise control
- ▶ Impressive PTO power



# YOUR MF 5S AT A GLANCE

## CHOOSE THE BEST-IN-CLASS ALL-ROUNDER

### 1 ULTIMATE COMFORT FOR A MORE PRODUCTIVE WORKING DAY

- ▶ Wide choice of Essential, Essential Panoramic or Efficient specifications.
- ▶ Easy to access cab offers the best visibility on the market from its large glass area (5.8 m<sup>2</sup>).
- ▶ New front axle suspension further improves comfort.
- ▶ New armrest and perfect ergonomics mean all controls fall easily to hand for effortless operation.

### 2 LOW OPERATING COSTS

- ▶ AGCO Power, four cylinder, 4.4 litre engine complies with Stage V emission rules using the compact All-in-One after-treatment system.
- ▶ All models deliver more power and torque with reduced fuel and AdBlue<sup>®</sup> consumption.
- ▶ An electronic wastegate turbocharger further improves performance and reduces emissions.

### 3 LOW REPAIR AND MAINTENANCE COST

- ▶ MF Care repair and maintenance contracts are available to help farm businesses to operate competitively and cost-effectively, while an extensive dealer network means that support is only just a phone call away.

### 4 EFFICIENT DRIVELINES DELIVER HIGHER PRODUCTIVITY

- ▶ Proven transmission technology: Dyna-4 (16x16) or Dyna-6 (24x24) offering automatic shifting.
- ▶ Super-Eco operation attains 40 km/h at a low 1,530 rpm helping to significantly cut fuel consumption and increase driving comfort.

### 5 EQUIPPED TO WORK FASTER WITH THE WIDEST IMPLEMENTS

- ▶ A wide choice of hydraulic systems deliver flowrates from 58 to 110 litres/min from open-centre or load-sensing systems.
- ▶ Double-up operations with the new front linkage design offering lift capacities up to 3,000 kg, while the stronger, rear linkage lifts up to 6,000 kg.
- ▶ A new suspended front axle offers higher comfort, an improved turning radius and permits a higher Gross Vehicle Weight of 9,500 kg.
- ▶ SpeedSteer further improves operation in the field making it easier and faster to make tighter (4 m radius) headland turns.

### 6 OPTIONAL NIGHT VISION

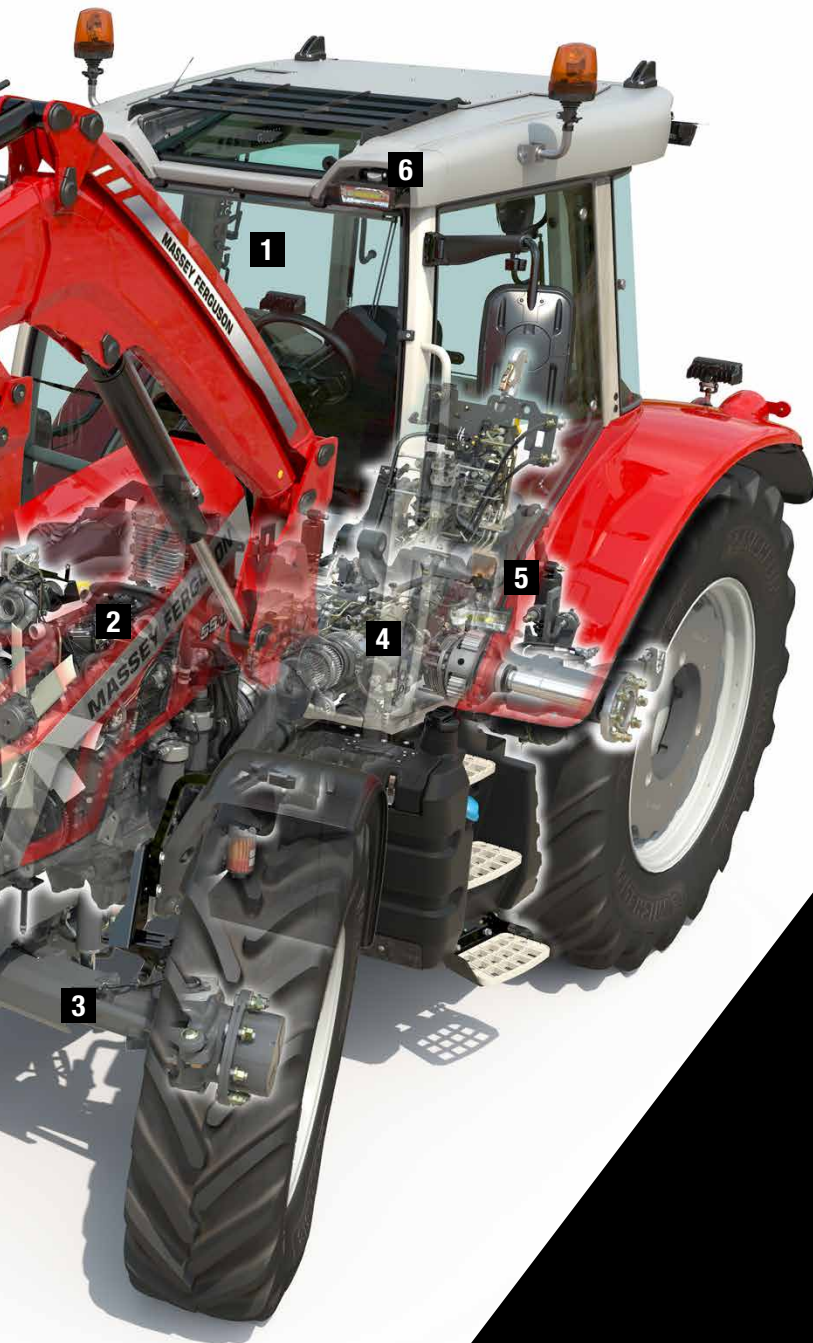
- ▶ Up to 12 optional LED lights provide outstanding visibility for working at night (up to 12 work lights).

### 7 THE PERFECT LOADER PARTNER

- ▶ Best-in-class visibility, down to just 4 m ahead of the tractor, over the slim dashboard and narrow steep-nose bonnet, combines with great manoeuvrability and a choice of three hydraulic systems to provide exceptional pressure, flow and response.
- ▶ Left-hand Power Control lever changes direction, shifts speeds and selects neutral, while a choice of joysticks operate the loader, as well as change direction and speeds.







## SMART FARMING SOLUTIONS FOR AGRICULTURE 4.0

**MF Guide** offers sub-metre and centimetre accuracy improving economy by reducing overlaps

**MF Section Control** minimises overlaps by controlling sections, while MF Rate Control adjusts the application rate on the move – saving precious inputs

**MF Connect** telemetry helps you manage fleet performance by remotely accessing machine data in real time to monitor and analyse operating information to maximise uptime

**MF TaskDoc™** and **MF TaskDoc™ Pro** create and securely transfer detailed job records between the field and office

**Datatronic 5**, 9" touchscreen terminal for tractor functions, ISOBUS, MF Guide, MF Section Control and MF Rate Control, with intuitive operation to deliver more precise farming

Optional **Fieldstar 5 terminal** provides the convenience of another touchscreen display creating an easy to use precision farming package

	MF 5S	MF 5S.105	MF 5S.115	MF 5S.125	MF 5S.135	MF 5S.145
Engine type	AGCO POWER Stage V–All in one technology					
Front/Rear linkage capacity	3,000 kg / 6,000 kg (maximum lift capacity)					
Engine capacity	4.4 L / 4 cylinders					
Transmission	Dyna-4/Dyna-6					
Maximum power (hp)		105	115	125	135	145
Max torque w/o EPM @ 1,500 rpm		440	460	520	540	550
Versions	Essential, Essential Panoramic, Efficient					



## NEW FOUR CYLINDER ENGINE: THE COST-EFFECTIVE POWER

All MF 5S tractors are powered by a new AGCO Power four cylinder, 4.4 litre, Stage V engine, which delivers maximum power from 105 hp to 145 hp and up to 550 Nm of torque on the largest model.

These compact engines use the advanced and highly efficient All-In-One SCR Technology. Massey Ferguson, together with AGCO Power, pioneered this SCR Technology as the most straightforward way to comply with the toughest emissions legislation without compromising power or productivity and with lower fuel and AdBlue® consumption. The system uses the combination of a Diesel Oxidation Catalyst (DOC), Selective Catalytic Reduction (SCR) unit and Soot Catalyst (SC). Further improving performance and emissions control is the electronic wastegate on the turbocharger, while the automatic low idle engine speed also cuts fuel consumption.

The exclusive MF All-in-One's after-treatment components are located on the right side, below the cab, so there is no impact on visibility or cab access. This position maintains the good ground clearance and service access and allows fuel tank capacity to be increased to 200 litres.


A new optimised airflow system improves engine cooling, which increases performance and boosts efficiency. Straightforward and simple servicing makes it easier to check and maintain your tractor, allowing you to start sooner and giving you more working time.







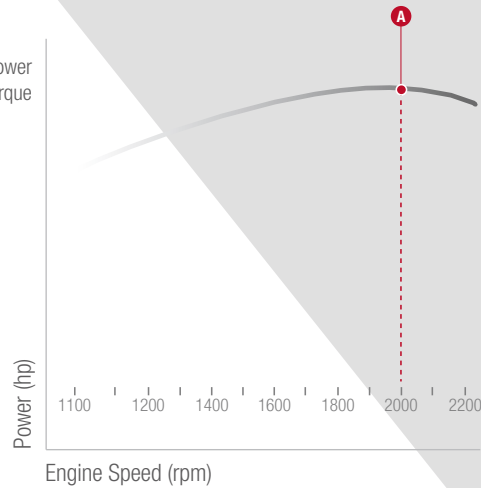
A new optimised airflow system improves engine cooling, which increases performance and boosts efficiency. Thanks to renewed wide grills, all radiators have full access to fresh air (thanks to the new design), providing maximum efficient cooling.



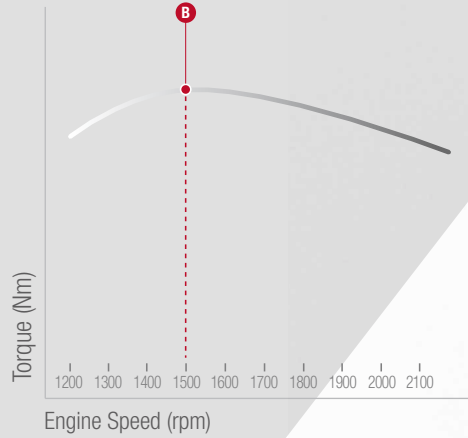
**CONSTANT POWER**

This curve clearly shows high power, with 'constant power' maintained down to 1,570 rpm.

A. Maximum power  
B. Maximum torque



This curve clearly shows how high level of torque is maintained between 1,300 and 1,900 rpm for greater torque ability and constant PTO Speed.





# THE EFFICIENT TRANSMISSION OF POWER

The MF 5S is available with the choice of two fully automated transmissions offering the most advanced technology in its category, best-in-class ease of use, smooth shifting, efficiency delivering straight power to the ground. DYNA-4 AND DYNA-6 ARE THE BEST CHOICE OF TRANSMISSIONS EVER. Easy to use. Smart to operate. Efficient and comfortable.







#### **SIMPLE, MULTI-FUNCTION LEFT-HAND CONTROL**

The exclusive Power Control lever provides convenient three-in-one, straightforward operation. Operators can shuttle between forward/reverse, shift Dynashift speeds and ranges and select neutral, leaving the right hand free to operate the loader or implement hydraulics.



#### **RIGHT HAND T-HANDLE (AVAILABLE ON ESSENTIAL)**

Renowned for its outstanding, robust reliability with smooth and effortless operation, Dyna-4 is easy to operate using the left-hand Power Control Lever or the T-Lever on the right hand console on Essential models.



#### **MULTIPAD - CONTROL AT THE PALM OF YOUR HAND**

As standard on Efficient, the Multipad lever operates the transmission as well as controlling cruise control, the rear linkage, PTO, headland management, spool valves through the integrated mini-joystick. All operations are easily to hand for greater comfort.



#### **AUTODRIVE**

Autodrive taking automatic care of up and downshifting to maximise versatility and output. Response point is adjustable according to desired engine rpm parameters



#### **SUPERCREEPER**

Close control in specialist low-speed tasks is assured with additional supercreeper gears, enabling forward speeds as low as 100 m/hr to be achieved.



#### **COMFORT CONTROL**

Smooth or quick shuttling – you choose by simply adjusting the Comfort Control that suits the job – slow and smooth or fast and efficient.

- ▶ Operators of all Dyna transmissions benefit from using the exclusive and straightforward left-hand Power Control lever and a pedal-free operation, which make them easy to use and help to reduce fatigue.
- ▶ The transmissions provide plenty of gears in the important 4-12 km/h working range with well-spaced speed difference. The AutoDrive option automatically takes care of changing to maximise output and efficiency, with the operator able to set the engine rpm when the changes are made. Speedmatching automatically selects the most appropriate powershift ratio for the speed when gears are changed.
- ▶ Further easing operation is Brake to Neutral, which disconnects Drive when the brake pedal is pressed.
- ▶ Operators can fine-tune the transmission by adjusting shuttle responsiveness to suit the speed of change required as well as set different speeds to start off in forward and reverse as well as set two cruise control speeds (depending on model).



## Dyna4

Massey Ferguson engineers have optimised the renowned Dyna-4 transmission to perfectly match the higher performance of the new MF 5S Series.


Available for all the models in the new MF 5S Series, this transmission delivers unrivalled productivity, control and convenience, with completely clutchless shifting of 16 forward and 16 reverse speeds.

Renowned for its outstanding, robust reliability with smooth and effortless operation, Dyna-4 is easy to operate using the left-hand Power Control Lever or the T-lever on the right-hand console on Essential models. Control is via the Multipad on Efficient versions.

Speedmatching and AutoDrive options also come with Brake to Neutral, which activates the clutch as soon as the brakes are applied. AutoDrive automatically changes gears according to the load, while Speedmatching automatically selects the correct Dyna-4 speed to match the forward speed when changing gears. These output enhancing features improve efficiency and convenience and are particularly useful for loader operations.



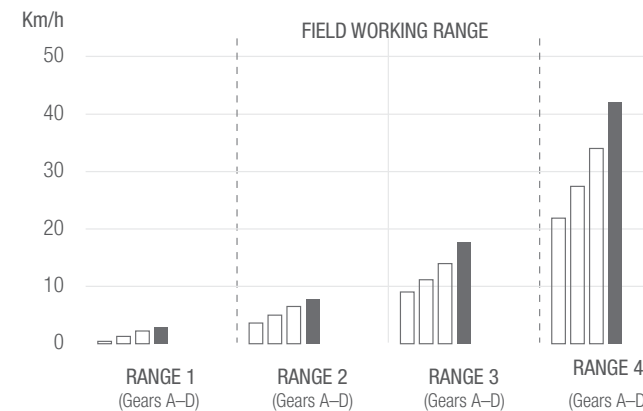
16x16  
Speeds



## DYNA-4 BENEFITS


- ▶ Exceptional performance in the yard, field or on the road – 16 forward and 16 reverse speeds on one lever, all shifted without using the clutch
- ▶ Speedmatching selects the best Dynashift ratio when shifting range
- ▶ Ultimate ease of use with left-hand Power Control lever, T-Lever or Multipad lever
- ▶ Convenient loader operation, with Comfort Control to set smooth or rapid shuttling
- ▶ Transmission shifts to neutral when the brake pedal is pressed, for single pedal operation in loader work
- ▶ Select Pedal or Lever mode for optimum comfort and productivity

## DYNA-4 TRANSMISSION





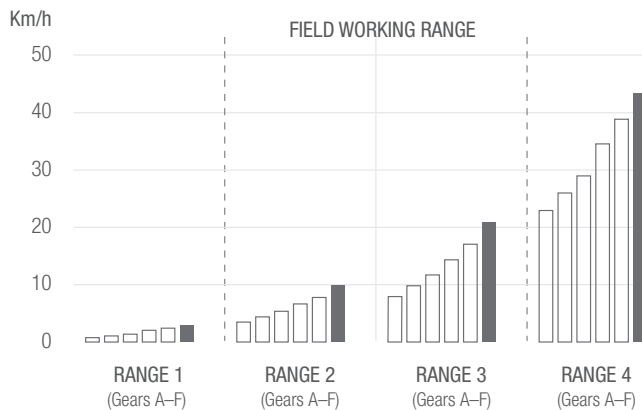
# Dyna6



## DYNA-6 HIGHLIGHTS:

- ▶ Maximum productivity from 24 forward and 24 reverse speeds, with clutchless changing
- ▶ Power Control lever offers three functions in one – forward/reverse shuttle, declutch and speed shifting
- ▶ 12 speeds in the Field Working Range
- ▶ Brake pedal puts transmission in neutral
- ▶ Supercreeper speeds option (48x48).
- ▶ 40 km/hr Super-Eco transmission at only @ 1,530 rpm reducing noise in the cab and fuel consumption

## DYNA-6 TRANSMISSION



Developed specifically to enable the MF 5S tractors to deliver class-leading dynamic performance and reliability, the latest Dyna-6 semi-powershift transmission provides six Dynashift ratios, optimally spaced in four ranges – all of which can be changed without using the clutch pedal.

Dyna-6 offers 24 clutchless ratios - all benefiting from AutoDrive management, which automatically changes to the most appropriate ratio to match the engine load and prevailing conditions. AutoDrive also cuts costs, with standard Super-Eco ensuring top speed is achieved at a very low engine rpm, cutting fuel consumption – achieving 40 km/h @ 1,530 rpm (depending on tyres). The Dyna-6 transmission is ideally suited to match the longer wheelbase to enhance the four cylinder powered tractors' exceptional versatility.

As well as delivering the outstanding control convenience for efficient loader operation, it is also superbly equipped for fieldwork.



24x24  
Speeds





## HYDRAULIC POWER TO ENERGISE THE MOST DEMANDING TASKS

The MF 5S Series is engineered for hard work with updated lift capacities that allow it to carry heavier loads and work faster with modern implements and machines.

### HIGH CAPACITY REAR LINKAGE

Specifically optimised for the new MF 5S, the rear linkage now boasts an impressive lift capacity of up to 6,000 kg, in some specific circumstances, enabling it to lift and handle heavy mounted equipment with ease. Fully adjustable lift rods and heavy-duty stabilisers provide plenty of adjustment for the perfect attachment and setting for a wide range of mounted and semi-mounted implements. A total of up to four spool valves are available to operate more complex modern machinery.

### AUXILIARY SPOOL VALVES

A wide choice of spool valves and control options help you make the most of using modern implements as well as ease operation.

Depending on your tractor's specification, you'll find up to four spool valves to meet all your requirements:

- ▶ There's straightforward mechanical control of the spool valves on Essential versions, with the addition of a comfortable dedicated joystick option for precise loader control
- ▶ In Efficient models you'll find a new Multipad with micro Joystick for the 1st & 2nd spool valves, which work in combination with mechanically operated levers for the 3rd & 4th spool valves. An armrest-mounted electronic joystick option provides further comfort and precision



## HEAVY-DUTY INTEGRATED FRONT LINKAGE SYSTEM

With its 3,000 kg lift capacity, at the ball ends, the new stronger, compact Integrated Front Linkage System enables you to take full advantage of the power of the MF 5S Series, boosting productivity with front and rear implement combinations.

Redesigned to match the new optional front suspension, the close-coupled front linkage is an integral part of the design, maintaining the tractor's compact dimensions, while enhancing stability and manoeuvrability.

- ▶ **Front PTO option**
- ▶ **Up to 4 front hydraulic couplers and one free return line**
- ▶ **Electric connection**
- ▶ **External remote front linkage control**

## INDUSTRY-LEADING ELECTRONIC LINKAGE CONTROL (ELC)



The latest Electronic Linkage Control (ELC) system provides precise and responsive operation of the linkage functions, ensuring accurate control of the working depth for soil-engaging implements and working height for mounted implements.



Accurate electronic control provides convenient and simple linkage operation. The ELC potentiometer is carefully positioned to the right of the operator for comfortable and easy use, providing precise control of implement depth as well as lifting and lowering the linkage.

The Electronic Lift Control panel provides straightforward adjustment of other rear linkage functions helping to improve productivity.

Useful standard features include Active Transport Control, which automatically absorbs shocks on the road, as well as external lift/lower controls, located on the right and left-hand fenders.



## FUNCTIONS INCLUDE:

**Position/Intermix/Draft control** – For precise operation with all types of implement

**Rate of linkage lowering control** – For optimum adjustment and safety, including lock

**Maximum lift height control** – Accurately sets the lift height and protects PTO drive shafts, safeguarding both tractor and implement while reducing cycle times during headland turns

**Lift/Lower/Height/Depth control** – Allows for precise adjustment and ensures accurate control

**Active Transport Control (ATC)** – Provides shock damping for the rear linkage that protects the tractor during transport with heavy implements and improves driver comfort.

## HIGHLIGHTS

- ▶ Standard Open-Centre 58 litre/min system provides plenty of flow and pressure to the linkage and external hydraulic functions for lifting heavy equipment or powering ancillary accessories.
- ▶ Optional Open-Centre Combined Flow 100 litre/min employs a simple, novel design to generate continuous flow. This provides full flow to separate functions, such as the linkage and spool valves, as well as providing higher efficiency and power for loader applications.
- ▶ Optional Closed-Centre, high-flow 110 litre/min system for the fastest hydraulic response. This employs a variable displacement swash plate pump and load-sensing control to deliver high flowrates at low engine speeds, helping to maintain high output with economy. The variable flow pump only supplies oil on demand, responding to deliver to the implement's actual requirements at the time, resulting in faster operation and improved efficiency.

Model	Transmission	Open centre system		Closed centre system
		58 l/min	100 l/min	110 l/min
MF 5S Essential	Dyna-4 and Dyna-6	●	○	○
MF 5S Efficient	Dyna-4 and Dyna-6	-	-	●

- Not available ● Standard specification ○ Optional



# EFFORTLESS MANOEUVRABILITY

Compact and manoeuvrable, MF 5S tractors are easy and comfortable to use – in the field, on the road and around the farmyard and buildings.

## FOUR-WHEEL DRIVE AND DIFFERENTIAL LOCK

- ▶ Automated control – A smart transmission controller automates frequently-used functions, including differential lock, PTO and Speedmatching transmission
- ▶ Hydralock delivers true four-wheel drive with fast and fully simultaneous engagement of the front and rear differential locks
- ▶ Tight, 4 m radius steering provides excellent manoeuvrability for loader work and fast headland turns in the field.





A new, stronger suspended front axle offers an industry-leading 4 m turning radius. Working with the new 3t capacity front linkage, which can now lift an extra 500 kg, it helps improve efficiency, enabling the tractors to use larger front-mounted equipment. Extra comfort is offered by the electronically-controlled hydraulic suspension, which uses two longer stroke cylinders and three accumulators to absorb shocks.

### **SPEEDSTEER FOR EXACT TURNS**

SpeedSteer simplifies headland turning and maximises productivity in the field and loader operations. This useful option, which provides quick and easy manoeuvring, allows operators to adjust the steering ratio to reduce the number of steering wheel revolutions required to make turns. The system can be switched on or off and automatically disengages at speeds above 18 km/h, ensuring safe operation at high speed in the field and on the road.

### **REAR HITCHES TO MATCH ANY APPLICATIONS**


The rear hitch has been completely redesigned and increased to make coupling quicker, easier and safer and comes with a new choice of pintle pin, pick-up hitch, clevis, K80 ball or drawbar. The ISO hitch is compatible with a wide range of clevis and drawbar alternatives, according to markets.

### **FADE FREE BRAKING**

Safe and efficient braking from large disc brakes cooled by constant pressure lubrication. Twin line, pneumatic trailer braking is now standard. For even better safety in transport applications this system is now complemented by an additional single or dual hydraulic line as well as an ABS socket.

### **TIGHT TURNING CIRCLE**

Excellent manoeuvrability eases loader operations as well as when working in the farmyard and turning on the headland. Specially designed cutaways in the chassis and bonnet help deliver a turning radius of 4 m - one of the best on the market, making it easier to access confined areas and buildings - helping you work more easily.





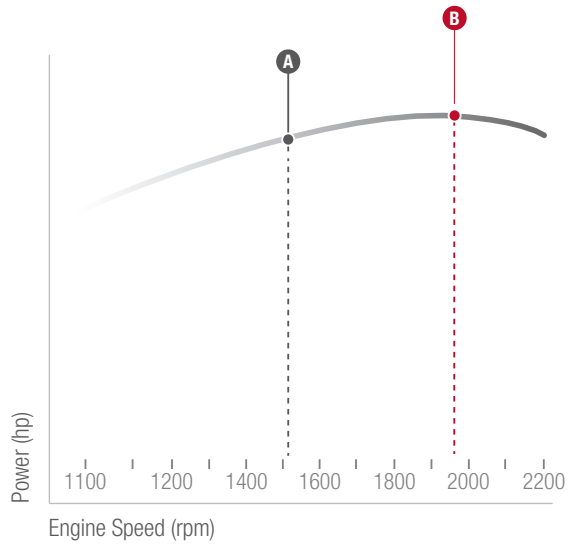
## ADVANCED HYDRAULICS SUPPLY OUTSTANDING OPERATION AND PERFORMANCE

Whether you are a contractor, running a dairy unit, mixed farming enterprise or family farm, the MF 5S Series is designed to meet your every need. Designed to handle the requirements of modern farm machinery and to deliver the work rates you demand, the MF 5S Series offers a wide range of specifications to excel in every operation.

A range of PTO options and equipment deliver fast, precise control whether the tractor is used for loader work or out in the field mowing, baling, ploughing, cultivating, spraying or drilling.







The alignment of the available PTO speeds to engine speed has been designed to ensure optimum utilisation of the AGCO POWER engine power and torque characteristics, whilst minimising fuel usage for maximum productivity and efficiency.

A. 540 Eco PTO speed @ 1,560 rpm  
B. 540/1,000 PTO speed @ 1,960 rpm

## PTO ENGAGEMENT

The PTO is engaged electro-hydraulically, using a three-position safety switch (On, Off, and Lock/Brake). The PTO can also be engaged and disengaged using external fender-mounted switches

- ▶ Independent 540/540 Eco/1,000
- ▶ 540 Eco speeds achieved at an economical 1,560 engine rpm speed to save fuel and reduce operating costs
- ▶ Automatic control engages and disengages PTO when the rear linkage is raised and lowered
- ▶ Optional front PTO

Operator control comes from the switch mounted on the right-hand console



Electro-hydraulic PTO speed selection





# A WORKPLACE THAT YOU WON'T WANT TO LEAVE

Operators of the new MF 5S Series sit comfortably in a high quality productive environment that is quiet at only 69dB with straightforward controls that make it easy to get the best from the tractor.

The MF 5S Series is equipped to a high specification as standard, which is complemented by useful optional equipment packages that help you get the job done more easily and efficiently.

A helpful choice of different cab environments and packages offers a wide range of all the features and controls you need to tailor your MF 5S and make it as individual as your farm.





## EFFICIENCY AT WORK

The MF 5S helps you to boost productivity, save time and improve performance thanks to its 360° cab visibility, easy access as well as new cab suspension and seat options.

Essential, Essential Panoramic, Efficient – There is no need to compromise, it's simply a personal choice of what best fits your business requirements and objectives enabling you to choose one of the four ways to work with your MF 5S Series.

## LITTLE EXTRAS MAKE A BIG DIFFERENCE

The MF 5S cab is available with numerous features to increase comfort and convenience. These include automatic beacon activation on the road and a 'return home' function, which automatically switches off the work lights and has a comfort cab light delay so you can safely leave. There's also extra sockets for mobile phones or a laptop, radio and MP3 player (USB, Aux and CD), Bluetooth connection, DAB + digital radio, telescopic side mirrors and electric de-icing, plus automatic air conditioning.

The addition of the option of up to 12 LED working lights provides outstandingly bright illumination.



# VISIBILITY

Down to just 4 m ahead of the tractor



# 69<sub>dB</sub>

The quietest cab in the market today  
reducing stress and fatigue



# 5.8 m<sup>2</sup>

Glass surface, providing safety, ease of  
operation and control on the job in hand



## ERGONOMICS

Large doors and wide, well-spaced steps offer easy access to the MF 5S cab. Here you will find all operating information is where you need it on the comprehensive new dashboard. Ease of use is guaranteed with switches in all the right places and all controls falling easily to hand. The new armrest houses all the key elements, offering a blend of simplicity and ease of use, with all main functions ergonomically grouped. Here you will also find quick and convenient controls for other items such as Bluetooth phone and radio.

## BENEFIT FROM TOP CLASS COMFORT

A wide opening angle door and sill, with large steps set at a convenient angle to match natural movement provide the easy access you need, particularly for jobs that require you to regularly get in an out.

For top class comfort, you'll find a choice of seats to suit the work you do. Mechanical suspension is ideal for road applications, while a choice of automatic, air suspended seats give extra comfort for long working days.





## SELECT THE ROOF TO SUIT

A choice of cab heights and roof types allow you to tailor your MF 5S Series tractor to offer excellent access to buildings and suit your exact needs.

The standard cab position has a fully flat floor and, combined with the standard roof and cab suspension option, offers optimum comfort.

The low position cab structure is the same, but the frame is mounted lower down, reducing the overall height and providing excellent access to buildings.

## DASHBOARD WITH SIS – SETUP AND INFORMATION SCREEN

This slim dashboard design delivers a quick, clear and easy view of operating data, presented on a 70 mm x 52 mm colour screen. The clear, sharp and easy to read display shows a range of information including tractor performance, working area, working distance, fuel and AdBlue® consumption as well as engine and transmission temperature.



## BETTER BY DESIGN

With the introduction of the MF 5S, Massey Ferguson continues its striking new era design first seen on the advanced, new MF 8S Series, following the same striking 'neo-retro' livery with modern headlights and LED signature. This design pays tribute to the brand's heritage, incorporating an interpretation of the iconic MF grey sabre stripe on the side and horse head collar motif on the bonnet, which dates back to the MF 100 series.





# ESSENTIAL SPECIFICATION

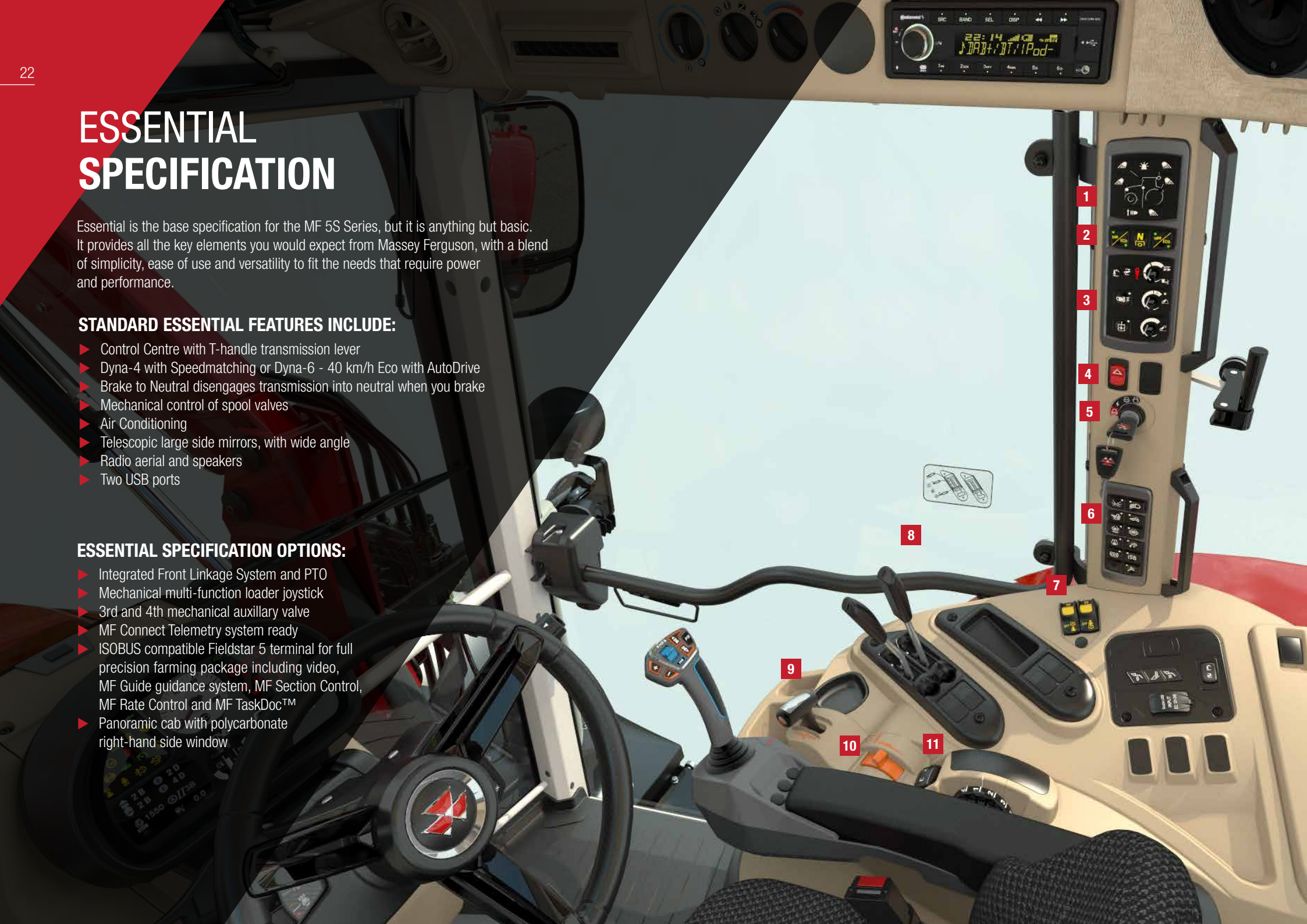
Essential is the base specification for the MF 5S Series, but it is anything but basic. It provides all the key elements you would expect from Massey Ferguson, with a blend of simplicity, ease of use and versatility to fit the needs that require power and performance.

## STANDARD ESSENTIAL FEATURES INCLUDE:

- ▶ Control Centre with T-handle transmission lever
- ▶ Dyna-4 with Speedmatching or Dyna-6 - 40 km/h Eco with AutoDrive
- ▶ Brake to Neutral disengages transmission into neutral when you brake
- ▶ Mechanical control of spool valves
- ▶ Air Conditioning
- ▶ Telescopic large side mirrors, with wide angle
- ▶ Radio aerial and speakers
- ▶ Two USB ports

## ESSENTIAL SPECIFICATION OPTIONS:

- ▶ Integrated Front Linkage System and PTO
- ▶ Mechanical multi-function loader joystick
- ▶ 3rd and 4th mechanical auxillary valve
- ▶ MF Connect Telemetry system ready
- ▶ ISOBUS compatible Fieldstar 5 terminal for full precision farming package including video, MF Guide guidance system, MF Section Control, MF Rate Control and MF TaskDoc™
- ▶ Panoramic cab with polycarbonate right-hand side window





- 1** Light controls
- 2** PTO Speed
- 3** Rear Linkage controls
- 4** Safety light
- 5** Ignition key
- 6** Diff lock auto/manual  
4WD auto/manual  
Side lights/low beam lamps  
Suspended front axle  
Brake to Neutral
- 7** Rear and Front PTO Controls
- 8** Mechanical hydraulic lever
- 9** Gear Selection lever
- 10** Hand Throttle
- 11** Rear linkage controls & Depth wheel



## THE ESSENTIAL CAB CONTROLS

Available for all MF 5S Series tractors and intuitively positioned to ensure ultimate productivity at all times, the Essential Cab console houses all the frequently-used controls. Each instrument is clearly defined and laid out, providing quick and easy access. The pillar houses the less-used switches along with working lights and ignition key.

An armrest-mounted electronic joystick is available for Essential tractors specified with the 100 litre/min combined flow system and specified as loader ready from the factory. This not only provides smooth and precise loader operation, but also has buttons to control the transmission, the loader, the rear spool valves, or the front linkage.

## ▲ ESSENTIAL PANORAMIC

The Essential Panoramic cab option provides ultimate, all-round visibility for maintenance operations. The wide, one-piece polycarbonate screen is extremely tough and protects operators from flying debris. This provides safe and efficient operation of side-mounted equipment with unobstructed visibility to the right-hand side.



# EFFICIENT SPECIFICATION

Equipped with key productivity enhancing features, the Efficient package helps you to work faster, to a higher standard and with more accuracy.

## STANDARD EFFICIENT FEATURES INCLUDE:

- ▶ Mechanical cab suspension
- ▶ Armrest with Multipad
- ▶ Dyna-4 or Dyna-6 transmission with AutoDrive
- ▶ Air-conditioning with manual adjustment
- ▶ Auto Air-suspended swivel seat with armrest
- ▶ Electrical and mechanical controls of spool valves
- ▶ Large, telescopic side mirrors with wide angle
- ▶ Radio/ CD / MP3 Front Aux-in / Bluetooth with microphone and controls in armrest
- ▶ 2 USB ports

## EFFICIENT SPECIFICATION OPTIONS:

- ▶ Integrated Front Linkage System and PTO
- ▶ Multi-function loader joystick and front linkage with transmission control MF Connect Telemetry system ready
- ▶ ISOBUS compatible Fieldstar 5 terminal for full precision farming package including video, MF Guide Superluxe Air Suspended Seat
- ▶ New Datatronic 5 terminal with ISOBUS and tractor functions





- 1 Electrical PTO speed selection
- 2 Electronic rear linkage adjustment
- 3 Transmission controls
- 4 Up to four spool valves can be specified as standard
- 5 Multifunction Hydraulic Joystick
- 6 MultiPad lever including transmission control for effortless speed and range changes
- 7 Hand throttle
- 8 Rear PTO activation

### THE EFFICIENT CAB CONTROLS

Available for all MF 5S Series tractors, Efficient versions can come with either a Dyna-4 or Dyna-6 transmission, both with AutoDrive as standard.

Loader-ready tractors can be specified with an electronic multi-function joystick option, which is integrated into the armrest console. As well as operating the loader and transmission functions, this can also be used to control the optional front linkage.





# THE BEST-IN-CLASS TRACTOR-LOADER COMBINATION

The MF 5S Series tractors are designed specifically to deliver optimum handling ability working with MF FL Series loaders. Together they are the best-in-class combination, with the fully integrated loader now available.

MF FL Series loaders

	Without parallel linkage (Non Self Leveling) for NZ only		with parallel linkage					
	MF FL.3723	MF FL.4125	MF FL.3819*	MF FL.3823*	MF FL.4018	MF FL.4121	MF FL.4220	
MF 5S	●	●	●	●	●	●	●	
Maximum Lift Height - Measured at Pivot Pin	m	3.79	4.06	3.79	3.79	4.02	4.06	4.20
Maximum Dump Angle at Maximum height	deg	58	56	58	58	54	57	54
Maximum Rollback Angle at ground	deg	48	48	48	48	49	48	49
Lift Capacity Max Height - 800 mm From Pivot Pin	kg	1,290	1,300	1,920	2,260	1,780	1,980	1,930
Lift Capacity, 1.5 m Height - 800 mm From Pivot Pin	kg	1,720	1,870	1,940	2,280	1,820	2,100	2,020
Breakout Force - 800 mm From Pivot Pin	kg	1,850	2,070	1,990	2,320	1,910	2,290	2,160
Rollback Force at 1.5 m Height	kg	3,420	3,420	3,360	3,360	3,400	3,370	3,420
Digging Depth	mm	160	160	160	160	180	160	170

\*With extended bearing boxes



- 1** MF FL Series loaders have higher lift capacities and new rollback angles, which offer impressive material handling, particularly when using bucket attachments
- 2** Optional Visio roof for uncompromised visibility during loader operations
- 3** Easy connection and disconnection of loader and implement makes very quick and straightforward mounting and operation
- 4** The loader sub-frame fits closely into the tractor chassis. This integrated structure is carefully designed and engineered to provide maximum strength and stability

- 5** New careful and clever design provides plenty of space between the loader arms and the bonnet, resulting in excellent access to the engine area and air filter
- 6** Slim, steep-nosed bonnet is an excellent loader tractor trademark – providing superb visibility and the perfect view of the loader attachment and operation
- 7** Unique Massey Ferguson multi-function Loader joystick

## MF FL SERIES: THE ULTIMATE LOADER

- ▶ Designed for fitting to MF 5S Series tractors
- ▶ Clean loader arm design offers unrivalled visibility and safety
- ▶ Enclosed pipework reduces the risk of damage
- ▶ 'Lock & Go', semi-automatic connection and removal system simplifies mounting
- ▶ Fast coupling of all hoses
- ▶ Soft Drive protects operators and the machine from shock loads
- ▶ Fully integrated operation through the range of MF 5S Series joysticks
- ▶ Simple fitting of a wide range of implements.



## MF 5S: ULTIMATE LOADER FEATURES

- ▶ Excellent visibility down to just 4 m ahead of the tractor over the slim dashboard and the narrowest steep-nose bonnet in the sector
- ▶ Highly manoeuvrable, agile design
- ▶ Two cab positions and a choice of Standard or Visio roof
- ▶ A choice of three hydraulic systems providing exceptional pressure, flow and response
- ▶ Left-hand Power Control lever or right-hand T-handle to change direction, shift speeds and select neutral
- ▶ A choice of joysticks operate the loader as well as change direction and speeds
- ▶ Brake to Neutral – braking system puts the transmission into neutral when the brake pedal is pressed, making loader operation safer, easier and much more comfortable
- ▶ 'Comfort-Control' - Adjustable shuttle sensitivity – from slow and smooth to fast and dynamic direction changes
- ▶ Tractors can be ordered with factory-fitted loaders.



# UNRIVALLED LOADER FEATURES

A host of dedicated design features make the MF 5S Series best-in-class loader tractors – bar none. Equipped with the exclusively designed MF FL Series loader range, the MF 5S Series delivers the ultimate in loader application performance.

## ALL UNDER CONTROL

All MF 5S Series tractors come with a choice of three different multi-function joysticks. These allow operators to control the loader, hydraulics and transmission at the same time, without taking your hand off the steering wheel with optimum accuracy and safety.

- ▶ Mechanical multi-function joystick
- ▶ Electronic – Essential - armrest mounted
- ▶ Electronic – Efficient - integrated into armrest







### VISIO ROOF

The superb Visio Roof option provides perfect visibility when stacking bales or loading trailers. The glass panel includes sun blind that can be closed or slid open into the roof. The glass panel also provides a level of sun protection helping to keep operators cool in hotter conditions.

Fully compliant with Falling Object Protection (FOPS), the driver is always kept safe from rocks, bales and other falling objects when loading with the roof helping to improve operations while providing total peace of mind.



### TOTAL CONTROL - 'CLUTCH EFFECT'

This useful Brake to Neutral control automatically disengages the transmission when the brake is pressed. This means that with only one foot, the operator can brake and de-clutch at the same time, considerably easing operation, providing complete control and improving safety.



### NEW QUICK COUPLING SYSTEM

For faster hydraulic connection, a new quick coupling system is available as an option from the factory.

Enabling both the hydraulic and electrical connections to be made together in one go, it saves time when connecting or removing the loader. This compact system does not impact the visibility.



### LOADER OPERATION

Joystick main functions:

- A. Lift
- B. Lower
- C. Fill
- D. Dump

### COMBINED FUNCTIONS:

- A/C. Lift and fill
- A/D. Lift and dump
- B/C. Lower and fill
- B/D. Lower and dump
- A/E. Lift and close grab
- A/D/F. Lift and open grab



# ULTIMATE LOADER SPECIFICATION







### EASY AND FAST CONNECTIONS

For faster hydraulic and electrical connection, the QC4 multicoupler is available as an option.

- ▶ Fully integrated loader sub-frame
- ▶ Pre-installed hoses to the spool valves mounted on the loader bracket
- ▶ Choice of mechanical or electronic joysticks

### MECHANICAL OR ELECTRONIC CONTROL PROVIDES:

- ▶ Additional functions set on the dashboard SIS display
- ▶ Automatic bucket shacking system\*
- ▶ Automatic engine speed selection when joystick is moved\*
- ▶ Hydraulic in-cab implement locking
- ▶ Hydraulic flow rate setting\*
- ▶ Loader suspension on/off
- ▶ Brake to Neutral
- ▶ Operation of the 3rd and 4th loader functions

\* Available with electro hydraulic loader valve



# MADE FOR SMART FARMING & CONNECTIVITY

The New MF 5S range has taken Smart Farming and connectivity to new heights.

It features the MF 5S with the latest standard Connective Package, which comes with Real Time Information and Remote Service. What's more, it comes with a new and more intuitive Datatronic 5 interface as well as with the Fieldstar 5 terminal to control Smart Farming and Agriculture 4.0 features such as: MF Guide, MF Section and Rate Control as well as data transfer and management through MF TaskDoc and TaskDoc Pro.

“ We run our operations with the very latest technology and need to reduce inputs as well as using excellent data management facilities. ”





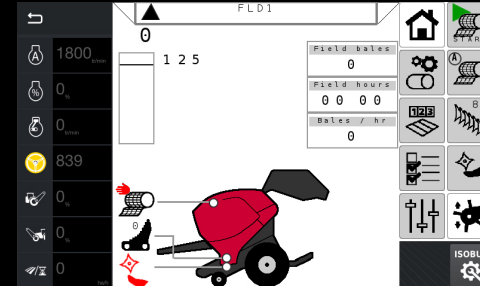
# DATATRONIC 5

Powered by Fuse® Smart Farming Solutions

**FUSE**  
SMART FARMING. SYNCHRONIZED.



▶ **Full tractor functions management** and optimisation features such as transmission, engine and hydraulics. Moreover there is the remarkable Dual Control system providing excellent control of semi-mounted ploughs by automating the furrow entry and exit. At the same time the system adjusts the plough's depth wheel in relation to the rear linkage.



▶ **ISOBUS** for total implement control – ISOBUS allows an implement manufacturer's control system to be displayed on the terminal screen, saving owners and operators time and money, with no need to install additional monitors in the cab. Simply plug the implement lead into the tractor's ISOBUS socket and the system automatically uploads the operating menus and displays on the screen. MF 5S ISOBUS applies to the AEF certification.



▶ **Headland management settings** – The Datatronic 5 comes as standard with the most intuitive, straightforward and easy to use automatic headland management system available in the market. It is designed to save you significant time at headlands, allowing you to concentrate on the operation in hand so that you can maximise outputs with ease.



▶ **ISOBUS MultiPad switch assignment** – ISOBUS implements can be controlled directly using the MultiPad lever. Having all controls (tractor and implement) on the same lever is a lot more convenient than using additional displays and levers.



▶ **Memorise data and settings** – Unlimited number of user settings configurations enable the system to record information during operation on area worked, fuel use, hours worked and much more. All the settings and parameters can be stored by the Datatronic terminal. All these settings can be stored and recalled to find the previous setting that was used on a tractor.



# MFguide

FUSE SYNCHRONISED

## MADE TO KEEP YOU ON TRACK

MF Guide is Massey Ferguson's full featured, hands free steering system. MF Guide is capable of delivering sub-metre, decimetre and centimetre accuracy, increasing the efficiency of your farming operations.

## CHOICE OF RECEIVERS & CORRECTION SIGNALS



xFill™ Technology  
Should you lose your signal due to the terrain, MF Guide continues to work reliably up to 20 minutes without a correction signal thanks to Trimble® xFill™ technology.




NovAtel®



Trimble®

With the new Massey Ferguson MF Guide, there are now two different receiver systems available, NovAtel® and Trimble®. Existing Trimble® RTK infrastructures on the farm, such as NTRIP, can continue to be used. Talk to your local Massey Ferguson Dealer or Distributor to find out more.



- 2cm: NovAtel/Trimble RTK
- 4-15cm: NovAtel/Trimble optional correction signals
- 15-30cm: NovAtel/Trimble Standard







RTK Corrections

# EASY, FAST SET-UP WITH **GO MODE** FUNCTION

Starts up within 5 minutes, even for first time users. This allows the operator to begin working with auto-guidance/steering for the first time in three easy steps...



... IMPLEMENT ...

... WAYLINE ...



## KEY BENEFITS **FOR YOU**



### 12% FUEL SAVING

Guidance systems are proven to save up to 12% fuel in field operations.



### NO OVERLAPS

MF Guide virtually eliminates overlaps.



### SAVINGS


Using MF Guide helps you save money by reducing overlaps, precision application and increasing efficiency.



### COMFORT

Using MF Guide helps to reduce fatigue and stress by guiding you efficiently through your working day.





# MF section control

FUSE SYNCHRONISED

MF Section Control is the new Precision Farming solution from Massey Ferguson providing the most advanced and most efficient Section Control feature managing up to 36 sections and 5 applications. With the fully automatic Section Control for ISOBUS implements, operators can apply seeds, fertilizer or pesticides without overlapping. This prevents double treatment and areas worked outside of the field edges. With the aid of the straightforward and easy to use Section Control assistant, the operators can set the correction values for each implement, quickly and easily. The system uses the tractor's GPS system to automatically turn on and off individual sections in areas that have already been covered which automatically results in economical application and enhanced yields.



# MF rate control

FUSE SYNCHRONISED

**Variable application with Variable Rate Control (VRC)**  
 Data transfer with TaskDoc™ Pro now permits variable rate application, based on the needs of the soil or plants, and therefore saves operating inputs. The individual requirements for seeds, fertiliser and pesticides are shown on application maps. They are then called up during operation and automatically executed. The big advantage: operating inputs can be defined and planned with the aid of the field database and then applied with utmost precision. For example, you can tailor chemical or fertiliser application in areas as required, lowering input cost and further enhancing yields.



# MF TASKDOC & AGRIROUTER: NEXT MACHINE MANAGEMENT

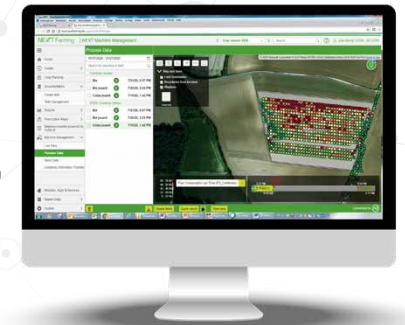
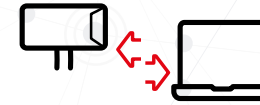
**MF**task doc  
FUSE SYNCHRONISED

Information is power, with accurate data measurement and recording enabling more precision in decision making. The new TaskDoc™ system has a real place in the future of agriculture, helping farmers to become more productive through the knowledge brought by putting precision-measured data at the business owner's fingertips.

With **TaskDoc™** all jobs' data can be recorded with a minimum of effort, documented in the field record and then analysed, all in the shortest amount of time. The data is transferred via USB Stick from the Datatronic 5 terminal to the office using the ISOBUS standard TC-BAS. Data on the quantity of seeds and fertiliser applied or the fuel consumption is available immediately after the work is done.

The **TaskDoc™ Pro** version, also enables recording of the GPS position data and data transfer in real-time via mobile through the secured AgriRouter Cloud service. This makes automatic, seamless exchange with ISOXML-capable field management software and mapping possible including in MF Next Management FMIS. The data for the operating inputs that have been used are transferred and can also be monitored through the Datatronic 5 terminal while working.

## AGRIROUTER



This universal data exchange platform lets you connect machinery and your Farm Management Information System (FMIS), regardless of vendor or manufacturer. You can also determine who to exchange data with, and to what extent. AgriRouter is your ticket to the digitalization of agriculture, enabling you to retain control of your data.





# PARTS & SERVICE

## IT'S ALL ABOUT A LIFETIME OF SUPPORT

Buying, owning and maintaining farm machinery can be complex, so having absolute peace of mind that you have great back-up and support is a hugely important consideration. As a Massey Ferguson customer you are assured of personalised, responsive and friendly support from our network of expert dealers who truly understand your business.

There's no cut-off time for Parts and Service because a machine may be out of service. We're available to you throughout your ownership of your Massey Ferguson machine.

We take great pride and responsibility in every machine we sell and we make it our mission to keep your machinery running reliably, every time you turn the key.



“ I want daily maintenance to be quick and easy so I can spend more time with my family. ”



THE MF 5S HAS BEEN DESIGNED TO PROVIDE FAST, STRAIGHTFORWARD, EASY AND COST-EFFECTIVE ROUTINE MAINTENANCE.

We have combined practicality with style to ensure daily maintenance is speedy, straightforward and simple, taking the stress out of maintaining your tractor, getting you to the field earlier for greater productivity and giving you some free time. With a Massey Ferguson MF 5S Series tractor, time spent in the yard preparing for the day ahead is kept to a minimum.



Engine air filter is easy to access and clean.



Front axle and slim waist bonnet design make oil dipstick and filter access easy.

**OPTIONS & ACCESSORIES**

Today's farming demands machinery that is optimised to your business. Designed to tailor your Massey Ferguson machine to your needs, we offer a wide range of options and accessories – from loaders, weights, extra spool valves and hydraulic flowrates all the way through to auto-guidance technology. For your ultimate comfort there are seat upgrades, sound systems, drinks coolers and much more.

Everything we offer has been scrutinised by our engineers from all perspectives – optimum compatibility with your machine, safety, durability and performance. You'll get expert service from your Massey Ferguson dealer who has all the necessary installation tools and knowledge at their fingertips.



Easy access to remove the cab air filter for cleaning.



Cooling package is easily accessible to make cleaning faster and easier.



# MADE TO MAXIMISE UPTIME



ENHANCED TRACTOR  
OWNERSHIP EXPERIENCE &  
COMPLETE PEACE OF MIND



**MFconnect**  
FUSE SYNCHRONISED

**FUSE**  
SMART FARMING. SYNCHRONIZED.

CONNECTED ANYWHERE. ANY TIME.

GREATER UPTIME, OPTIMISED MAINTENANCE  
AND SMARTER SERVICES WITH MF CONNECT.

OWNER, DEALER AND TRACTOR ARE 100%  
CONNECTED!

MF Connect is a fleet monitoring system, that allows customers  
to keep a close eye on their Massey Ferguson machines.

Viewing machinery operations and equipment operating parameters  
in virtually real time on mobile phone, tablet or desktop computer  
has never been easier.

This enables owners and managers to manage operations more  
effectively, helping to improve operating efficiency with remote  
diagnostics, ensuring optimum uptime.





# MFservices

ALWAYS BY YOUR SIDE TO  
INCREASE YOUR  
**PROFIT AND  
EFFICIENCY**

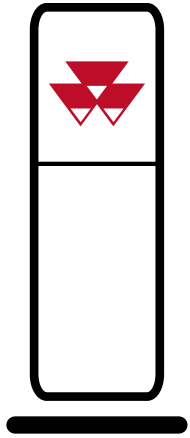
WELCOME TO MF SERVICES –  
EVERYTHING YOU NEED TO SUPPORT THE  
OPERATION OF YOUR MF 5S TRACTOR.

Accessible and adaptable, MF Services will help you control running costs, budgeting and business planning - ensuring each machine's operating hour is a success and giving you the freedom to focus fully on the core business of farming.

This comprehensive suite of service-related-products makes it easier than ever to own and operate **Massey Ferguson** farm equipment.







## MASSEY FERGUSON DEALER NETWORK

Your MF dealer represents the best farm machines expertise in your area. You can always turn to your dealer and receive the best service from sales, maintenance, repair and spare parts to the purchase of a new piece of equipment.

**MORE THAN 4,700  
SERVICE & REPAIR POINTS  
WORLDWIDE**



## MASSEY FERGUSON GENUINE PARTS

REPRESENTS THE BEST GUARANTEE OF SAFEGUARDING THE VALUE OF YOUR NEW MF 5S OVER TIME, PROTECTING IT FROM UNPLANNED DOWNTIME.

Choose from an extensive range of accessories including lubricants, AdBlue, care kits, cab accessories and much more. All accessories are available for purchase exclusively from your MF dealer.

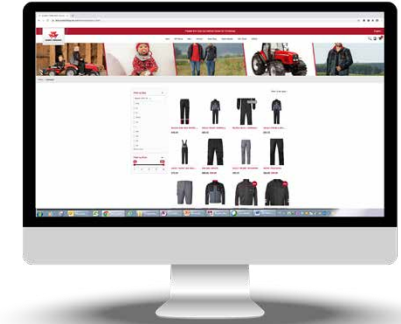
Using the smartphone app "AGCO Parts Books to go", you can find MF spare parts quickly and easily and order them directly. The app is available for download in the App Store and in the Google Play Store. Your personal access data is available from your MF dealer.



## AGCO FINANCE

PROVIDES THE PERFECT FINANCING ARRANGEMENT FOR YOUR BUSINESS.

AGCO Finance is the integrated financial services arm of Massey Ferguson offering tailor-made solutions to your own farm, which includes Leasing, Loan facilities, Hire purchase, Full service packages and Contract hire including the financing of MF Care extended warranty contracts.



## MASSEY FERGUSON COLLECTION

NOW YOU CAN LOOK AS STYLISH AS YOUR MASSEY FERGUSON.

Looking for a cap to match your MF 5S... Or a stylish and durable overall to keep working? We have an exclusive range of high quality products to suit you, your farming activity, your family and your lifestyle.

To find out what we have available please login into our online Shop:

[Shop.MasseyFerguson.Com](http://Shop.MasseyFerguson.Com)

For the above support packages, country terms and conditions apply. Please note all packages may not be available in all markets.

Please check with your local MF Dealer/Distributor.



# MF 5S

## STANDARD AND OPTIONAL EQUIPMENT

	ESSENTIAL	EFFICIENT
<b>ENGINE</b>		
High visibility bonnet	●	●
Engine block heater	○	○
Low idle engine speed	●	●
Engine speed memory	●	●
<b>TRANSMISSION</b>		
Power Control Shuttle	●	●
T lever on control centre	●	-
MultiPad lever on Command Control Armrest	-	●
Dyna-4 - 40 km/h Speedmatching	●	-
Dyna-4 - 40 km/h Speedmatching & Autodrive	○	●
Dyna-6 - 40 km/h Speedmatching & Autodrive	●	●
Supercreeper	○	○
Cruise speed memories	-	●
Brake to Neutral - Clutch effect	●	●
<b>OPERATOR ENVIRONMENT</b>		
Standard cab	●	●
Low position cab (-78 mm height)	○	○
Panoramic cab (5 posts and polycarbonate right window)	○	-
Standard air conditioning with manual adjustment	●	●
Automatic Air Conditioning / climate control	-	○
Standard roof	●	●
Visio roof	○	○
Roof hatch	○	○
Air suspended swivel seat	●	-
Automatic air suspended swivel seat	○	●
Premium automatic swivel seat	-	○
Refrigerated storage	●	●
Auxiliary Seat with Seatbelt	●	●
Mechanical cab suspension	○	●
Comfort light delay	●	●
Radio pre-wired	●	-
FM Radio, CD, MP3, Bluetooth connection, USB & Front auxiliary	○	-
DAB+ (Digital) Radio, CD, MP3, Bluetooth connection, USB & Front auxiliary	○	-
FM Radio, CD, MP3, Bluetooth connection, USB, Front auxiliary, integrated microphone + Control on Armrest	-	●
DAB+ (Digital) Radio, CD, MP3, Bluetooth connection, USB, Front auxiliary, integrated microphone + Control on Armrest	-	○
Telescopic Double Angle Mirrors	●	●
Telescopic Double Angle Mirrors with Electric Adjustment and de-icing	-	○
Radar and slip control	○	○
SpeedSteer	○	○
Datatronic 5 (Tractor Functions / ISOBUS / MF Guide / MF Section Control / Video)	-	○
Fieldstar 5 - (ISOBUS / MF Guide / MF Section Control / Video)	○	○



	ESSENTIAL	EFFICIENT
<b>OPERATOR ENVIRONMENT</b>		
Headland Management System	-	○
<b>TECHNOLOGY</b>		
ISOBUS capability & connector	○	○
MF Guide Ready	○	○
NovAtel MF Guide Sub-Metre	○	○
NovAtel MF Guide Centimetre NTRIP	○	○
NovAtel MF Guide Centimetre NTRIP & Radio	○	○
TRIMBLE MF Guide Sub-Metre	○	○
TRIMBLE MF Guide Centimetre NTRIP	○	○
TRIMBLE MF Guide Centimetre NTRIP & Radio	○	○
Advance guidance, line and contour assist	○	○
MF Section Control and Variable Rate	○	○
MF Connect (Telemetry)	○	○
<b>CHASSIS AND HYDRAULICS</b>		
Mechanical control of spool valves	2 or 3 or 4	-
Electrical and mechanical control of spool valves	-	2 + 2
Electrical control of spool valves	-	-
Power Beyond	○	●
Loader ready with mechanical multi-function joystick	○	-
Loader ready with electrical multi-function joystick	○	○
Electronic linkage control with active transport control	●	●
Auto PTO function (linkage activation)	●	●
Four wheel drive	●	●
Diff lock	●	●
Auto 4-Wheel-Drive and Auto Diff lock functions	●	●
Telescopic stabilisers	●	●
Integrated front linkage	○	○
Integrated front PTO	○	○
<b>ELECTRICAL EQUIPMENT</b>		
Automatic isolator switch	●	●
External lift control on fenders	●	●
External PTO start/stop control on fenders	●	●
Work lights	●	●
Additional work lights on handrails and rear fenders	○	○
Additional LED work lights on handrails and rear fenders	○	○
<b>OTHER EQUIPMENT (SPECIFICATIONS MAY VARY BY MARKET)</b>		
Suspended front axle	○	○
Pivoting front fenders	○	○
Hydraulic Trailer Brake	○	○
Pneumatic trailer brake	○	○

- Not available
- Standard specification
- Optional
- \* Depending on market legislation



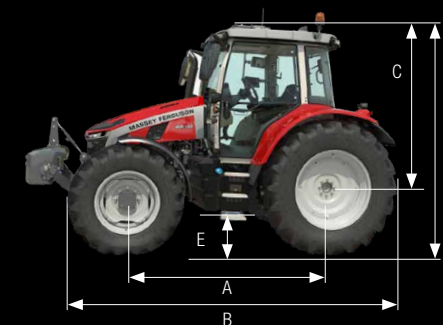
# MF 5S

## SPECIFICATIONS

	MF 5S.105	MF 5S.115	MF 5S.125	MF 5S.135	MF 5S.145
<b>ENGINE</b>					
Engine Type	AGCO POWER - STAGE V with DOC + Soot Catalyst + SCR				
No. of cylinders/no. of valves/Capacity	No./No./cm <sup>3</sup> 4 / 4 / 4,400				
Bore / Stroke	mm/mm 108 / 120				
Aspiration	Turbo and intercooler				
Injection type	Common rail				
Fan type	Viscotronic				
Max hp	105	115	125	135	145
ISO hp (kW)					
Engine rpm at maximum hp	rpm 2,000				
Maximum torque @ 1,500 rpm	440	460	520	540	550
Fuel tank capacity / AdBlue tank capacity	Litres 200 / 20				
Maintenance Interval	h 600				
<b>TRANSMISSION DYNA-4 SEMI-POWERSHIFT GEARBOX</b>					
Number of gears	Fwd x Rev 16 x 16				
Min. Speed @ 1,400 rpm**	km/h 1.3				
No. of speeds with supercreeper	Fwd x Rev 32 x 32				
Min. Speed @ 1,400 rpm* with supercreeper	km/h 0.1				
<b>TRANSMISSION DYNA-6 SUPER ECO SEMI POWERSHIFT GEARBOX</b>					
Min. Speed @ 1,400 rpm**	km/h 1.1				
No. of speeds with supercreeper	48 x 48				
Min. Speed @ 1,400 rpm* with supercreeper	km/h 0.09				
Super-Eco Transmission	40 km/h @ 1,530 rpm				
<b>REAR LINKAGE AND HYDRAULICS</b>					
Controls	Height/depth, MF draft control, intermix, max height, lowering rate, shock absorber				
Lower links type	Cat 3				
Maximum lift capacity, at link end	kg 6,000				
Maximum oil flow - Open Centre services pump	litres/minute 32 l/min supplying steering, brakes, diff lock, PTO, 4WD				
Maximum oil flow - Standard Open Centre	litres/minute 58 l/mn supplying spool valve and linkage (ESSENTIAL)				
Maximum oil flow - Optional Open Centre	litres/minute 100 l/mn supplying rear linkage & spool valves (ESSENTIAL)				
Maximum oil flow - Optional Closed Centre	litres/minute 110 l/mn Load Sensing system (ESSENTIAL & EFFICIENT)				
Maximum no. of auxiliary valves	4				
Max pressure	Bar 200				



	MF 5S.105	MF 5S.115	MF 5S.125	MF 5S.135	MF 5S.145
<b>POWER TAKE-OFF (REAR)</b>					
Operation / control	Independent / Electro hydraulic				
Standard PTO speeds	540 / 540 Eco				
Optional PTO speeds	540 / 540 Eco / 1,000				
Engine speed at					
540/1,000 rpm	1,920 / 1,960				
540 Eco rpm	1,560				
PTO Shaft					
Standard	6 splines				
Optional	6 & 21 splines				
<b>FRONT LINKAGE</b>					
Maximum lift capacity kg	3,000				
<b>FRONT POWER TAKE-OFF</b>					
Type	Independent / Electro hydraulic / 6 splines				
PTO Speed rpm	1,000				
<b>BRAKES</b>					
Type	Electro-Hydraulic (oil cooled)				
<b>DIFFERENTIAL LOCK</b>					
Type	Hydralock rear axle and front axle				
<b>WHEELS AND TYRES</b> (Full range available. Please consult your Dealer)					
Front	420/70 R28				
Rear	520/70 R38				
<b>WEIGHTS AND DIMENSIONS</b>					
(May vary depending on configuration. Please consult your Dealer)					
Weight kg	5,300				
Maximum Gross vehicle weight kg	9,500				
<b>HEIGHT</b>					
(with standard tyres, approximate figure depending on tyre brand, pressure and load)					
Turning circle - Radius ISO 783-3 mm	4 meters with 1 700 mm track & 340/85 R24				
A – Wheelbase mm	2,550				
B – Overall length from front weight frame to rear linkage arms mm	4,331				
B – Overall length from front weights to rear linkage arms mm	4,951				
B – Overall length from front linkage (transport position) to rear linkage arms mm	4,488				
C – Height from rear axle to top of cab with standard roof Standard, flat floor cab mm	2,036 without beacon				
C – Height from rear axle to top of cab with Low Cab, flat floor cab mm	1,958 without beacon				
D – Cab - Standard position with visio roof mm	2,885mm with 18.4 R38 (825mm) without beacon				
D – Cab - Low profile position with standard roof mm	2,658 mm with 18.4 R30 (700mm) without beacon				
E – Maximum ground clearance mm	525 with 420/85R38 (remove 80mm for pick-up hitch)				







[www.MasseyFerguson.com.au](http://www.MasseyFerguson.com.au)  
[www.MasseyFerguson.com.nz](http://www.MasseyFerguson.com.nz)

[www.facebook.com/masseyfergusonANZ](https://www.facebook.com/masseyfergusonANZ)  
[Twitter.com/MF\\_EAME](https://twitter.com/MF_EAME)  
[Instagram.com/MasseyFergusonGlobal](https://www.instagram.com/MasseyFergusonGlobal)  
[www.YouTube.com/MasseyFergusonGlobal](https://www.YouTube.com/MasseyFergusonGlobal)



**MASSEY FERGUSON**® is a worldwide brand of AGCO.  
© AGCO Corporation



**MASSEY FERGUSON**

BORN TO **FARM**