



FENDT

Fendt Slicer





Fendt Slicer

- 4 At a glance.
- 6 Spotlights.
- 10 Front mower.
- 18 Rear mower.
- 26 Rear mower combinations.
- 38 Rear mowers with transport chassis.
- 42 Technology.
- 54 Fendt Services.
- 60 Equipment variants and technical details.



At a glance.

Perfect forage can only be harvested with perfect machines.

With the Fendt Slicer disc mowers you'll always get a perfect and consistent cutting height – for the most impressive mowing result. You'll be convinced by the resulting feed quality.

As versatile as you are. Mowers that leave nothing to be desired.

Your practical requirements shaped the Fendt Slicer disc mowers. Intelligent lightweight construction and maximum service life are not at odds with each other for us, but ensure light pulling and low fuel consumption of the tractor – innovative drives reduce the power requirement.

You have the choice between suspended and fully mounted front mowers, a variety of rear mowers with side or centre suspension in three-point as well as mower combinations and towed machines.

Versatile drive and technology solutions, a wide range of working widths and specific accessory adaptations offer the optimum mower solution for all terrains and harvesting conditions – simply cut better.

Slicer	Model	Working width (m)
Front mowers with pendulum support F-series	310 F • 310 F KC • 310 F RC	3,10
Front mower with alpine pendulum frame	260 FP • 260 FPS • 310 FPK	2,50 - 3,00
Front mowers with 3D drawbar	310 FQ • 310 FQ KC • 310 FQ RC • 360 FQ • 360 FQ KC • 360 FQ RC	3,10 - 3,60
Rear mower with side suspension (ISL)	2460 ISL • 2870 ISL	2,42 - 2,82
Rear mower with side suspension	270 P • 320 P • 350 P	2,55 - 3,50
Rear mower with centre suspension	4080 TL • 4590 TL	4,00 - 4,50
Rear mower with centre suspension (TLX)	3160 TLX • 3160 TLXKC • 3160 TLXRC • 3670 TLX • 3670 TLXKC • 3670 TLXRC	3,10 - 3,60
Rear mower combinations without ISOBUS	860 • 860 KC • 860 RC • 960 • 991 TLKC	8,30/8,60 - 9,30/9,60
Rear mower combinations with ISOBUS	9314 TLKCB	9,30
Rear mowers with transport chassis	313 TKC • 313 TRC	3,00



Fendt Slicer Spotlights.

Here you will find the special Fendt solutions, Fendt Spotlights, which make all the difference to you and make your working day go much quicker.



1. Different cutter bars, for different operating conditions:

- The innovative, robust large-disc spur gear cutter bar has a flat design and is impressive with its high efficiency and great flexibility of use.
- The indirectly driven compact angle cutter bar is characterised by stability and durability.
- The small disc spur gear cutter bar combines a weight-reduced design with easy handling.

2. TurboLift cutter bar relief

- On the Fendt Slicer rear mowers with centre suspension, the mower combinations and the Slicer FQ front mower, the patented hydropneumatic cutter bar relief "TurboLift" ensures a floating cut.

3. Collision protection

- The practical collision protections of the Fendt rear mowers differ in their technical design, but combine the same important function: preventing major damage to the mower units caused by objects in the fields being hit, such as boundary stones, meadow stakes, manhole covers and the like.

4. ComfortChange Blade quick-change


- All disc mowers can be equipped with the convenient Comfort Change quick-change blade system. The lockable special tool makes changing blades incredibly easy. The blade locks automatically and is reliably secured. ComfortChange reduces downtime, saving money and valuable time in the tight harvest window.

5. Tine and roller conditioner

- By using a conditioner, the wilting process of the mown forage can be shortened by crucial hours. The wax layer of the forage is rubbed off and a loose, airy swath is laid down. Intensive air circulation accelerates the water discharge. The intensity of the treatment is always easy and quick to regulate. A significant time advantage, especially in unstable weather conditions - faster and safer to quality forage.

6. 3-D ground hugging

- An absolutely unique feature of the front mower series with drawbar. Three-dimensional ground hugging is not just a phrase with this front mower. The linkage of the trailed mower are superimposed in the transverse and longitudinal directions and thus adapt precisely to the ground contour. In this way, a perfect cutting pattern with low forage contamination is achieved even in cropped terrain, without impairing the sward.



Front mower.



Front mower with alpine pendulum support
Specially developed for alpine use
Working width 3.00 m



Front mower with pendulum frame
The all-rounder among the front mowers
Working width 3.10 m



Front mowers with 3D drawbar
Optimal in the mower combination
3.10 – 3.60 m working width

Rear mower.



Rear mowers (ISL) with side suspension for low power class
Lightweights for smaller tractors
2.40 – 2.80 m working width



Rear mowers with side suspension for medium performance class
Generalists with a wide range of applications
2.50 – 3.50 m working width



Rear mower with centre suspension
High performance with and without conditioner and the "floating cut".
3.10 – 4.50 m working width



Mower combinations without ISOBUS
Light and easy professional impact power
8.30 – 9.60 m working width



Mower combinations with ISOBUS
Complete automation with grouper belts
Working width 9.30 m



trailed mowers with transport chassis
High flexibility with tine or roller conditioner
Working width 3.00 m





Front mower.

The front among mowers. Whether on a solo performance on the mountainside or as a mower combination on a big playing field. With versatile pendulum block or the powerful 3D linkage. The Slicer front mowers strike the right note for everyone.



Front mowers with pendulum support F-series.

Flexible all-round mowers – At home in all meadows

- Compact pendulum support direct attachment with two headstock variants
- Large swing-travel: +/- 7.5 %
- Multiple attachment points
- Optional relief of the mower unit through
 - adjustable spring assembly (all models)
 - infinitely adjustable hydropneumatics (F KC/RC)
- Spring centring with fine adjustment of the centre of gravity

- Tine conditioner with adjustable intensity by means of counter comb (4-stage)
- Roller conditioner with infinitely variable intensity adjustment by means of pretension spring (optional DuoDrive)
- Robust and flat spur gear cutter bar with large cutter discs
- **ECO Mode:** Working with reduced 850 rpm speed possible
- Many comfort details



- + Centre of gravity close to the tractor
- + Reduced load for tractor and mower unit
- + Best ground hugging and gentle on the sward
- + Low fodder contamination
- + High attachment flexibility
- + Reduced fuel consumption



1. Attachment

- Direct attachment via three-point linkage CAT. II
- Different headstocks adapted to the centre of gravity of the mowers with or without conditioner: short (without conditioner) / long (with conditioner)
- 3 positions for the top link including pin bolt -twist device
- 2 positions for the lower links
- Spring relief (optional)
 - Simple spring assembly (without conditioner)
 - Double spring assembly (with conditioner)
- Hydropneumatic relief KC/RC (optional)



2. Pendulum support

- Pendulum suspension at the centre of gravity of the machine
- Transverse pendulum +/- 7.5
- Spring for centring the mower unit during transport
- Fine adjustment of the centre of gravity via spring setting
- High safety when driving on the road, as there is no lateral movement





Front mower with alpine pendulum frame.

The summit strikers for the perfect cut

- Lightweight and compact design
- Centre of gravity close to the tractor
- Suspension via pendulum support
- Compact angle drive with symmetrically central running and conveyor drums
- With freewheel and overload protection as standard
- Slicer 260 FPS with hydraulic lateral shift
- Continuous support frame



- + Very good stability on slopes
- + Optimally suited for use on slopes or with small tractors with low lifting capacity
- + Uniform swath placement on slopes even without additional guide device
- + Very good conveying effect even on downhill slopes
- + High stability

1. Pendulum support

- Swing angle of +/- 4.5°
- Very good ground hugging
- Special design for particularly compact mounting
- Centre of gravity close to the tractor
- Very high stability
- Suspension of the mower unit in the centre of gravity
- Centring to the middle by spring force
- No rocking of the mower unit during transport
- High safety during road travel
- Foldable side protection
- Compact transport dimensions with only 2.50 m external width

The drive

- Compact angle drive with four large mowing discs
- Symmetrical central running
- Very good, even swath placement
- Uniform drive of the mowing discs via hexagonal shaft and separate compact angle gear for each disc
- Change gearbox as standard
- Suitable for both tractors with left-turn and right-turn front PTOs
- 540 rpm and 1000 rpm drive possible
- Feed drums on the two outer mower discs

2. Lateral shift

- Slicer 260 FPS with hydraulic lateral shift
- Operation via DW control unit
- Parallelogram headstock
- Continuous displacement of a total of 42 cm (+/- 21 cm to the left and right)
- Mowing on slopes and/or with twin tyres possible without any problems
- Kennfixx hydraulic connections

3. Description 310 FPK

- Specialist for slopes with 3.00 m working width
- Shortened headstock
- Centre of gravity closer to the tractor
- Better ground hugging
- Less load for tractor and machine
- Low total weight
- Towed suspension "Pulling is easier than pushing"
- Large pendulum travel of +/- 6.5°
- Very robust compact angle drive
- DriveGUARD - overload protection in a class of its own





Front mowers with 3D drawbar.

The optimal partner for mower combinations – Always stays on the ground

- Working widths of 3.10 or 3.60 m
- Compact direct attachment
- 3D system with transverse and longitudinal movements merging into one another
- Trailed mower unit with long draw bar
- Large range of movement of the mower unit in all directions
- TurboLift - Hydropneumatic cutter bar relief

- Robust and flat spur gear cutter bar with large discs
- **ECO Mode:** Working with reduced 850 rpm speed possible
- Optional hydraulic lateral shift
- Available with tine and roller conditioner, comfortably adjustable and optional RC-DuoDrive



- + Centre of gravity close to the tractor
- + Reduced load for tractor and mower unit
- + Optimum ground hugging and ground protection
- + Ease of pulling and fuel reduction ("pulling is easier than pushing")
- + "Floating cut" and constantly optimal support pressure
- + Loss-free mowing in mower combination operation



1. 3D drawbar

- The system enables transverse and longitudinal movements that merge into one another by means of traction links, control rods and hydraulic cylinders with ball eyes.
- Transverse pendulum angle of +/- 13°
- Vertical freedom of movement of 650 mm (200 mm down / 450 mm up)
- Controlled cutter bar inclination from - 6° to + 15°
- Complete mower unit automatically follows the ground contours - depending on the lifting height
 - If the cutter bar dips, its inclination is adjusted by up to - 6°
 - If the cutter bar moves upwards, it automatically angles up to + 15°




- + Three-dimensional ground hugging even at high speeds
- + Precisely follows the contour of the ground, even in hollows and ridges
- + No digging, minimum forage contamination and protection of the sward



2. Compact direct attachment to the front linkage

- Towing frame above the mower unit with the linkage in the optimum place
- No quick release triangle required
- On tractors without EHR, the lower links can be secured at the correct setting height (750 mm) by means of carrying chains
- Infinitely variable cutting height adjustment via top link

Perfect ground hugging



Transverse pendulum angle of +/- 13°



20 cm

20 cm



Rear mower.

The Slicer family shows its most comprehensive side in the classic mower. Incisive mowing experiences begin with Fendt at a working width of just 2.42 m and reveal themselves in true size at 4.50 m. Whether side-mounted in a modular system or centrally mounted with all the refinements of the art of mowing. Everyone will find their Slicer here - for the big cut or the small cut.



Rear mower with side suspension (ISL).

Description (ISL)

- Light and stable construction
- Very flat spur gear cutter bar with discs running in pairs
- No inner shoe and thus no crumpling of forage, especially on slopes
- Spring-loaded collision protection
- Suspension relief for low ground pressure
- Adjustable lower link pins



- + Ideal for use with smaller tractors
- + Ideally suited for mowing on slopes
- + Adjustment to tractors and overlap
- + Long service life and low operating costs

1. Drive (ISL)

- Driven by an elastic V-belt drive
- V-belts are self-tensioning and overload protection at the same time
- Power is applied directly to the first mowing disc by means of a V-belt and gearbox

3. Relief and Inclination (ISL)

- Lubrication of the drive guaranteed even in inclined working position
- Cutter bar is relieved by springs
- Fast adaptation to ground conditions up to an angle of 30°



- + Protection of the sward and good forage quality
- + Clean work on slopes and ditch edges



Rear mower with side suspension.

Description

- Working widths from 2.70 m to 3.50 m
- Very robust compact angle drive
- Elastic V-belt drive with 540 rpm or 1000 rpm (optional)
- Optimum crop flow thanks to conveyor drums
- Spring-loaded collision protection
- Suspension relief for low ground pressure
- Adjustable lower link pins
- Modular principle for easy attachment and removal of tine or roller conditioners (270 P + 320 P)



- + Classic machines for small to medium-sized farms
- + Suitable for mowing slopes and ditch edges
- + Large lifting height at the headland
- + Adjustment to tractors and overlap
- + High flexibility

2. Lifting kinematics

- Controlled lifting kinematics with cam disc and cam track
- Only one hydraulic cylinder required for lifting at the headland and for changing from working to transport position
- Rear power lift does not have to be operated for lifting at the headland
- Compact transport position 90° upwards



- + High flexibility of use
- + Low feed losses

4. Flexible track adjustment

- Lower link pins can be easily adjusted
- Quick adaptation to different tractors
- Flexible adjustment to the working width of front mowers for optimum overlap



Rear mower with centre suspension.

Broadly positioned in the glide cut

- Powerful mowers with large area output
- Working width available up to 4.50 metres
- Very robust compact angle drive
- DriveGuard - overload protection in a class of its own
- Blade quick-change ComfortChange series
- Foldable protective cover for best accessibility for maintenance work and cleaning
- Weight saving due to full cloth protection
- Skids available for height adjustment and wear protection
- TurboLift technology
 - Hydropneumatic mower bed suspension
 - The "Floating Cut"

1. Gliding guide

- Patented gliding guide
- Optimum stability and guidance of the cutter bar in longitudinal and transverse direction
- Mower unit has 13° pendulum travel up and down



- + Very good ground hugging and protection of the sward
- + The mower's lifting arm and suspension are relieved of load
- + No torques on the centre suspension



2. Collision protection

- Collision protection with swivel gear
- Large swivel angle of 22° to the rear
- Best protection due to precisely adjustable release force
- Restoring the working position by operating the hydraulic cylinder conveniently from the cabin



- + No time lost, quick return to work
- + Effective protection against damage caused by objects being hit

3. Transport position

- Mower is swivelled more than 90° to the rear for transport
- Operation can be carried out conveniently from the cabin
- The compensating cylinder and the TurboLift system dampen the movements of the mower during travel





Rear mower with centre suspension (TLX).

Power springs from this centre – high performance at the rear

- Working widths of 3.10 or 3.60 m
- Mower unit suspended in the centre of gravity with large pendulum travel
- Integrated headland compensation cylinder
- Vertical X-transportfolding into the centre of gravity of the machine
- TurboLift - Hydropneumatic cutter bar relief
- SafetySwing collision protection
- Robust and flat spur gear cutter bar with large discs

- **ECO Mode:** Working with reduced 850 rpm speed possible
- Available with tine and roller conditioner, comfortably adjustable and optional RC-DuoDrive
- Many comfort detail solutions



- + Optimal ground tracking even in hilly terrain
- + Gentle on the sward and low forage contamination
- + No swinging of the mower unit at the headland
- + Optimal transport and parking position
- + High ease of pulling and reduced fuel consumption



1. Transport

- Compact 120° transport position
- perfectly in the centre of gravity of the machine when in the transport position
- Can be set down in transport or working position (optional)
- Mower is completely depressurised by push button when parked
- Laterally lockable, foldable protective cover with preparation for hydraulic folding
- Optional hydraulic transport lock



- + Ideal weight distribution and compact dimensions during transport
- + Comfortable and safe handling
- + Space-saving storage



2. Ground hugging

- Centre of gravity swinging and towing suspension of the mower unit
- The boom arm in curved shape allows a large pendulum travel of the mower unit with a pendulum angle of +28/-18°
- TurboLift technology
 - Hydropneumatic mower bed suspension
 - The "Floating Cut"

3. Adjustment

- Working height indicator >> convenient adjustment of the lower link height from the driver's seat
- Simple, tool-free adjustment of the conditioner intensity by adjusting the counter comb of the tine conditioner in 4 stages
- Tool-free adjustment of the wide distribution device

Collision protection

- SafetySwing
 - Patented top class start-up protection (technology of the large area mowers)
 - Swings backwards upwards >> flies over the obstacle
 - Is automatically returned to working position by its own weight
- Sturdy side protection covers and a strip of solid plastic around the cover protect against minor collision damage



- + Effective protection against damage caused by objects being hit

Operating comfort

- Protective cloth (central locking) >> best accessibility for cleaning and maintenance
- ComfortChange Blade quick-change
- Integrated toolbox and holder for blade spanner
- Practical KENNFIXX hydraulic connections
- Different attachment categories (Cat. II / Cat. II & III) >> Overlap adjustment to the front mower unit



Rear mower combinations.

The Slicer mower combinations with centre suspension produce the right number of cuts with a focus on high forage quality and achieving the largest areas under the toughest conditions. In the tight harvesting windows, aspects of work efficiency, reliability and comfort that save time and resources are equally crucial. Because good fodder must also be economically harvested.



Suspension

- Mower units are suspended centrally in the centre of gravity
- The compensation cylinders lock the mower units at the headland



- + Optimised floor guide
- + Reduced load on the lower links
- + PTO shafts always run straight and damage to the drive train is avoided
- + No piercing of the cutter bar into the ground is possible
- + No swinging of the mower units at the headland

1. Transport

- A transport height of < 4 metres is achieved through deep-set cylinders on the lifting arm
- Low transport height for maximum flexibility on the road
- Low centre of gravity of the mower in transport position
- Mower combination can be suspended in transport position

2. Slicer 9314 TLKCB and 991 TLKC – SafetySwing collision protection

- Patented and unique collision protection
- Mower units trigger independently of each other
- Mower unit is deflected upwards to the rear and flies over the obstacle (approx. 20° to the rear, approx. 620 mm upwards)
- Pivot point is in the middle of the mower combination
- Large lever arm, mower unit releases safely
- Mower unit folds back into the working position by itself


1.



2.



3.



3. Slicer 860/960 – EasySwing collision protection

- Mechanical collision protection
- Mower is deflected upwards to the rear and flies over the obstacle (approx. 9° to the rear, approx. 400 mm upwards)
- Pivot point is in the middle of the mower combination
- Large lever arm, mower unit releases safely
- Mower unit folds back into the working position by itself



- + Effective protection against damage caused by objects being hit
- + High safety for the cutter bar, even at the innermost point



1. Attachment

- Compact mounting of the mower on the tractor is ensured by a curved design of the support arms



- + A centre of gravity close to the tractor improves tracking
- + The load on the tractor and machine in the field and during transport is reduced



Rear mower combinations without ISOBUS.

Slicer 860/960 – Lightweights with great impact power

- Working widths adjustable in 2 positions: from 8.30/8.60 m and 9.30/9.60 m
- Weight-optimised construction
- Attachment close to tractor
- Mower unit suspended in the centre of gravity with large pendulum travel
- TurboLift - Hydropneumatic cutter bar relief
- EasySwing collision protection

- Robust and flat spur gear cutter bar with large cutter discs
- **ECO Mode:** Working with reduced 850 rpm speed possible
- Available with tine and roller conditioner, comfortably adjustable and optional RC-DuoDrive
- Many comfort detail solutions



- + Easy adaptation to front mowers
- + Reduced load for tractor and mower unit
- + Optimal ground tracking even in hilly terrain
- + Gentle on the sward and low forage contamination
- + High ease of pulling and reduced fuel consumption

2. Ground hugging

- Centre of gravity swinging and towed suspension of the mower units
- The boom arms in a specially curved shape allow for a large pendulum travel of the mower units with a pendulum angle of + 30/- 19°
- TurboLift technology
 - Hydropneumatic mower bed suspension
 - The "Floating Cut"



- + Optimum compensation for uneven ground and height differences
- + Protection of the sward
- + Low crude ash content in the ground fodder
- + Clean work on slopes and ditch edges
- + Optimum contact pressure at all times






3. Ease of operation and maintenance

- Hinged guards with tool-free central locking (1)
- Quick-change blade spanner and toolbox tidily stored under the easy-open bonnet (2)
- Stable support legs for safe standing in space-saving transport position (3)
- Working height indicator >> convenient adjustment of the lower link height from the driver's seat (4)
- KENNFIX plug neatly tidied (5)
- All-round plastic collision guard protects against minor collision damage
- ComfortChange Blade quick-change system




1. Drive

- Simple, clear drive line via PTO shaft with overload protection and integrated freewheel in the gearbox
- Direct drive of the conditioner via transverse PTO shaft and spur gear incl. overload protection
- **Eco Mode:** With the flat and robustly designed spur gear cutter bar, the PTO speed of the tractor can be reduced to 850 rpm in good conditions for fuel-saving mowing



2. Working width adjustment

- Mower unit adjustment to two positions
- Each mower unit by 15 cm >> Working width 8.30/8.60 m or 9.30/9.60 m
- PTO shaft does not need to be shortened



- + Adaptation to the working widths of the front mowers
- + Setting the optimum overcut




- + Large working width (9.30 m) with centre suspension, tine conditioner and optimum cutter bar relief

4. Description 991 TLKC

- Working width of 9.30 m
- Very robust compact angle drive
- DriveGuard - overload protection in a class of its own
- Tine conditioner with multi-stage adjustable conditioner comb for an air-permeable forage structure and faster drying
- Mower units suspended in the centre of gravity for low load and best ground tracking
- Towed suspension for ground-friendly and fuel-saving mowing
- TurboLift technology
 - Hydropneumatic mower bed suspension
 - The "Floating Cut"
- SafetySwing collision protection
- Centre springs on the mower units for ground-parallel lifting and placement on the headland without swinging





Rear mower combinations with ISOBUS.

Slicer 9314 TLKCB – Powerful mower combination

- Powerful mower combination with conveyor belts for swath merging for large farms and contractors
- Working width 9.30 m
- Very robust compact angle drive
- DriveGuard - overload protection in a class of its own
- Operation of all mower functions via ISOBUS
- ComfortChange Blade quick-change system
- Towed suspension helps save fuel and protect the sward

- TurboLift – Hydropneumatic cutter bar relief with the "hovering cut"
- With the adjustment of the support pressure in the terminal and the automated readjustment of the pressure, the set pressure value is maintained in all conditions



1. Conveyor belt

- Deep conveyor belt (940 x 2,700 mm) with integrated hydraulic lateral shift BeMove
- Whether single, partial or triple tray - always suitable for subsequent machines
- Conveyor belts are driven by their own oil supply
- Specially developed oil cooling concept in the rear wall of the conveyor belts
 - No extra oil cooler necessary
 - No load on the tractor radiator



- + Better adaptation to the following implement, such as a forage harvester or loader wagon, possible
- + Optimum swath merging even in massive stocks

2. BeMove

- Hydraulic lateral shift of the conveyor belts for swath width adjustment (60 cm)
- The swath width is continuously adjustable from 1.80 - 3.00 metres
- Increases efficiency already during the mowing process for the following machine
- Adjustment via ISOBUS from the comfort of the driver's seat



ISOBUS operation – driving lever transfer

- Preset joystick assignment for Fendt tractors, which can be individually adjusted
- Machine remembers individual joystick assignment settings
>> Joystick assignment does not need to be reset when using different Fendt tractors



Operation

- Operation of all mower functions via ISOBUS
- Best ergonomics and greatest possible relief for the driver
- Linking front and rear mower (hydraulic block of the rear unit controls the front mower)
- Complete automation of workflows possible
- ISOBUS UT: the mower can be operated via the tractor's own terminal
- ISOBUS AUX-N: Functions can be assigned to the travel lever of the tractor
- Clear and self-explanatory menu navigation
- The current position in the menu is always displayed graphically
- Automatic, computer-assisted folding function with hydraulic transport lock
- The front mower can also be operated with the system
- Pressure relief can also be controlled via ISOBUS mask

- Individual lifting of each side possible
- Conveyor belt settings such as running speed
- BeMove – adjustment of the swath width by means of the hydraulic displacement of the conveyor belts
- Displays the PTO speed (front mower speed monitoring option) of the front and rear mowers
- Adjustable cutter bar relief
- Settings can be perfectly adjusted to the respective tractor driver
- Integrated hour and hectare counter
- Separate display of conveyor belt hours
- Speed control and overload protection through multiple sensors in the drive train





Rear mowers with transport chassis.

The Fendt trailed disc mower equals high performance and maximum flexibility. They are equipped with either a tine conditioner or a roller conditioner. The centre-pivot drawbar allows mowing to the right, left or directly behind the tractor.



Slicer T – Description

- Fendt Slicer T mowers with transport chassis ensure efficient work with maximum flexibility
- Working widths of 3.0 m, each equipped with tine or roller conditioner
- The centre-hinged drawbar allows you to work to the left, right or centre of the tractor
- Central cutting height adjustment
- 40 km/h approval for fast moving

1. Assembly

- Centrally hinged drawbar
 - Mower can be swivelled both left and right behind the tractor
 - Optimal for working in the opposite direction
 - Optimal for working on slopes in shift lines
 - Enormous manoeuvrability

• Power transmission through swivel gear

- Particularly even power output
- No kinking of the PTO shaft
- Very low wear
- Long service life
- Best manoeuvrability



2. Suspension of the mower unit

- Mower unit pick-up at the outermost points of the stable support frame
- Three-dimensional ground hugging
- Clean cut, even under extreme conditions
- Low risk of digging in the ground
- Protection of the sward
- No twisting of the cutter bar
- Optimum fit of the spring parallelogram with additional spring relief
- Springs shorten only slightly during pendulum movements of the mower unit
- Constant, even cutter bar relief
- Towed suspension
 - Protection of the sward
 - Lower fuel consumption
- Top frame
 - Large pendulum travel of the mower unit
 - Perfect ground hugging in all conditions
- Lifting of the mower unit via integrated hydraulic cylinder
- High ground clearance at the headland and during transport journeys
- Passing over the swath at the headland possible without loss



3. Slicer 313 T – Setting support pressure

- Flexible adaptation to driving speed and terrain conditions (especially the load-bearing capacity of the ground)
- Support pressure can be adjusted via relief springs
- Procedure: Loosen the cap nut >> Turn the nut
 - Clockwise: support pressure is reduced
 - Anticlockwise: support pressure is increased



Technology.

Energy-rich forage and uniform cutting quality are the result of targeted technical solutions and the optimal interaction of the components. Starting with the cutter bar technology – the heart of a mower – Fendt slicers offer a range of well thought-out solutions.

	Working width (m)	Cutting discs / Blades per cutting disc (number)
Spur gear drive large pulleys		
Slicer 310 F/F KC/F RC	3,10	6 / 2
Slicer 310 FQ/FQ KC/FQ RC	3,10	6 / 2
Slicer 360 FQ/FQ KC/FQ RC	3,60	7 / 2
Slicer 3160 TLX/TLXKC/TLXRC	3,10	6 / 2
Slicer 3670 TLX/TLXKC/TLXRC	3,60	7 / 2
Slicer 860 /KC/RC	8,30/8,60	2 x 6 / 2
Slicer 960	9,30/9,60	2 x 7 / 2
Compact angle drive		
Slicer 260 FP/FPS	2,50	4 / 2
Slicer 310 FPK	3,00	6 / 2
Slicer 270 P	2,55	5 / 2
Slicer 320 P	3,00	6 / 2
Slicer 350 P	3,50	7 / 2
Slicer 4080 TL	4,00	8 / 2
Slicer 4590 TL	4,50	9 / 2
Slicer 991 TLKC	9,30	2 x 7 / 2
Slicer 9314 TLKCB	9,30	2 x 7 / 2
Slicer 313 TKC/TRC	3,00	6 / 2
Spur gear drive small pulleys		
Slicer 2460 ISL	2,42	6 / 2
Slicer 2870 ISL	2,82	7 / 2



Cutter bar with large disc spur gear drive.

1. The Fendt large-disc spur gear cutter bar is impressive with its wide range of applications and high efficiency under all conditions. Its remarkable flotation properties, ease of pulling and powerful crop flow support economical mowing, high forage quality and protection of the turf in equal measure.

- 1. Robust and flat designed cutter bar
- 2. Direct drive with ECO mode
- 3. Clearly profiled, large mowing discs
- 4. Large-dimensioned, in-line mower and drive pinions
- 5. High-performance gears
- 6. Maintenance-friendly design



- + Long service life and maximum dimensional stability
- + Gentle mowing and fast regrowth
- + Fuel saving speed possible
- + Economic mowing
- + Uniform cutting pattern and efficient crop flow
- + High efficiency and reduced wear
- + Reliable power transmission and high functional safety
- + High comfort
- + Wide range of applications
- + High forage quality



2. Sturdy construction

High stability and durability are decisive factors for reliable operational readiness in short harvesting windows.

- Fully welded construction (1)
- Form-fit connection of cover and tray with additional outlets
- Thick-walled material
- Continuously bolted drive units (2)
- Solid support profiles on the outer sides (3)



- + Long service life
- + Maximum horizontal dimensional stability
- + Dimensional stability even with large working widths
- + Highest strength and tightness
- + No weak points and good flow impairment due to screw connections

Flat design

- Inline drive concept
- Optimised for standard cutting height of 5 - 7 cm
- Profiled underside
- Standard skids to protect the mower deck body
- Additional skids available for cutting height adjustment



- + Optimum yield utilisation
- + Low crude ash content in the feed
- + Mowing without damaging the ground
- + High sliding properties



1. Mower discs

The size, shape and modelling of the spur gear cutter bar discs have a positive effect on the quality of cut and crop flow, thus supporting high forage quality.

1. Large mower discs


- Increased suction effect lifts the mown material
- Profiled design for effective flow effect

2. Large overcut

3. Standard conveyor drums on outer mower discs



- + Few mowing modules per metre working width
- + Uniform cutting pattern even with horizontal material
- + Optimal crop flow and perfect forage placement even with heavy forage
- + High forage quality
- + Very good conveying effect even at the edge area



2. Drive concept

The entire drive train is designed for efficient use of the input power. This enables consistently good cutting and forage quality at a fuel-saving 850 rpm in good weather and emergence conditions. The integration into the lightweight and dimensionally stable support frame is designed to create a large forage swath and plenty of space for tine or roller conditioners.

- Efficient power transmission
 - 1000 rpm for thick and bulky forage crops
 - 850 rpm Eco mode for thin and dry crops
 - 850 rpm Eco mode for fuel-saving operations
- Overload protection and freewheel in the gearbox



- + Fuel-saving mowing possible in good conditions
- + Protection against expensive machine damage in an emergency

3. Drive mower discs

- Large-dimensioned and in-line drive and idler gears
- Lower number of mowing modules per metre working width
- Direct application of force to the first mowing disc
- Fine ground and hardened gears
- Overlapping toothing with 3.5 engagement points



- + Straight power transmission with high efficiency
- + High running smoothness even with alternating loads
- + Reduced wear of the drive components and lower maintenance costs
- + High efficiency due to small number of delivery points
- + Lower rotational speeds of the drive and idler pinions
- + Safe operation and force transmission
- + Optimised noise, wear and vibration behaviour



Cutter bar with compact angular drive.

2. Design and drive

- Indirect drive via continuous hexagonal shaft
- Angular gear under each mowing disc
- Overload protection in the form of an additional predetermined breaking point in the hexagonal shaft



- + Uniform power output to all mowing discs
- + Smoothing of torque peaks
- + Reduced load and wear on the drive train
- + Little downtime and low repair costs

3. DriveGuard overload protection

- All mowing discs are equipped with the integrated overload protection DriveGuard
- When the mowing disc is blocked, the DriveGuard disc shears off at the four predetermined breaking points and thus interrupts the drive train - the mowing disc rotates freely
- Loss of the mowing disc is impossible, as it is firmly connected to the cutter bar
- There can be no contamination of the oil, DriveGuard disc sits on the mowing disc and is separated from the oil in the bed



Cutter bar with spur gear drive.

1. Design and drive

- Repair-friendly, bolted cutter bar with bearing of all components in the base plate and bolted cover plate
- Large-dimensioned, stable gear wheels made of quality steel with quality ball bearings
- Components can be replaced individually and quickly
- Force input on the first mowing disc



- + Very low risk of wear
- + Simple and inexpensive maintenance
- + Low downtime
- + Crumpling of feed is avoided





TurboLift – Hydropneumatic cutter bar relief.

1. On the Fendt Slicer rear mowers with centre suspension, the mower combinations and the Slicer FQ front mower, the patented hydropneumatic cutter bar relief "TurboLift" ensures a floating cut.
 - Optimum contact pressure during the entire mowing operation
 - Stepless and tool-free presetting by means of adjusting wheel on the control block
 - Adjustable to operating conditions from the tractor seat during the mowing process
 - After lifting at the headland, the system recalibrates itself each time
 - When unhitching, quick system relief at the push of a button on the control block is available
 - Automatic restoration of the preset pressure when attaching



- + Floating cut - perfect ground hugging, protection of the sward and low forage contamination
- + Quality and time advantage due to quick adjustment, for example when passing damp spots
- + Fast adaptation to different conditions
- + Lower fuel consumption
- + Reduced load on the frame structure and suspension
- + Pressureless parking position

ComfortChange Blade quick-change.


1. All disc mowers with the large disc spur cutter bar or the compact angle drive are equipped with the ComfortChange blade quick-change system as standard or as an option
 - All that is needed to change the blades is the quick-change blade tool, which is stored safely and easily accessible on all mowers
 - The special tool locks securely in the upright position



- + Uncomplicated blade change without additional tools
- + Both hands free due to locking of the quick-change key
- + Reduction of downtimes and costs



	Working width	Hitching
Slicer 860 KC / RC	8,30/8,60 m	Rear mower combination
Slicer 960	9,30/9,60 m	Rear mower combination
Slicer 991 TLKC	9,30 m	Rear mower combination
Slicer 9314 TLKCB	9,30 m	Rear mower combination
Slicer 3160 TLX / TLXKC / TLXRC	3,10 m	Rear attachment
Slicer 3670 TLX / TLXKC / TLXRC	3,60 m	Rear attachment
Slicer 4080 TL	4,00 m	Rear attachment
Slicer 4590 TL	4,50 m	Rear attachment
Slicer 310 FQ / FQ KC / FQ RC	3,10 m	Front drawbar
Slicer 360 FQ / FQ KC / FQ RC	3,60 m	Front drawbar



Conditioner.

Function of the conditioner

- Wax layer of the lining is rubbed off
- Cell sap can escape more quickly
- The laid down swath is better aerated
- The wilting process is accelerated
- Drying time is shortened
- Often one processing pass can be saved with a hay tedder
- Simple, direct drive via PTO shaft or spur gear.
- Overload protection by shear bolt

1. Tine conditioner

- Spring tine rotor with adjustable counter comb
- Treatment intensity adjustable in 4 or 5 steps (depending on model)
- No smashing of the feed
- Uniform conditioning
- Suitable for long stalky crops
- Tine loss prevention



2. Roller conditioner

- Suitable for legumes and leafy crops
- Gentle preparation without leaf loss
- Two interlocking profile rollers
- Adjustable contact pressure of the rubber rollers
- Large profile overlap
- Rollers consist of segments (3.0 m working width of the mower, 9 segments; 1 segment = 24 cm), which can be replaced individually

Drive and safety mechanism

- Simple, direct drive via PTO shaft or spur gear
- Due to the large profile overlap, only the lower roller is actively driven, the upper one runs with synchronously
- In addition, the roller conditioner has a foreign body safety device
 - Spring tension can be adjusted
 - If a foreign object passes through the conditioner, the upper roller lifts up

3. DUO-Drive (optional)

- Direct drive of both rollers, for improved crop flow and higher throughput in large and heavy forage stock (machines are prepared for retrofitting as standard)
- Available for:
 - Slicer F series and FQ series front mowers
 - Slicer TLX series rear mowers
 - Slicer mower combination 860 RC



Fendt Services.

A Fendt machine is a high-tech product for the highest of demands. Accordingly, the certified Fendt sales partners offer first-class service.

FENDT  **+44 330 123 9909**
CUSTOMER
HOTLINE

You can contact the certified service partners around the clock via the Fendt Customer Hotline





The best product under the best protective shield

- Extraordinary service partners and service:
- A short distance between our trained service employees and you
 - 24/7 Replacement parts availability during the season
 - 12 month guarantee on Fendt original parts and installation

100% quality. 100 % Service: Fendt Services

- Fendt Demonstration Service
- Fendt Expert Driver Training
- AGCO Finance – Financing and Leasing Offers
- Fendt Care – Service contracts and warranty extension
- Fendt Certified – Used machine programme

Ensure the operation of tomorrow today.

Fendt Demonstration Service

- Get on and try it out, instead of just talking about it
- Basis for an optimal decision-making process

Fendt Expert Driver Training

- Exclusive practical training with professional trainers
- Optimization of efficiency by learning all of the functions and exploiting the entire performance potential of the Fendt machine

Individual financing and leasing models

- Credit financing by AGCO Finance with attractive conditions, flexible terms and projectable costs
- Tailored leasing offers via the Fendt sales partner



Fendt Certified – Used machine programme

Used agricultural machines with proven high-quality and certified Fendt quality

Advantages:

- Certification according to demanding quality standards
- Extensive initial check (technology, wear, appearance)
- Meticulous maintenance of wearing parts
- replacement, cleaning and painting of components as needed
- Includes warranty

Fendt Care - Service contracts and warranty extension

- Tailored maintenance and repair service that goes beyond the warranty
- Maximum safety of use
- Flexible terms and rates with and without deductible
- Full cost control and planning security
- Only original parts used with guaranteed production quality and tested for reliability for maximum value retention of the Fendt machine



Fendt Care.

Cost control and planning security with the Fendt Care rates

- Comprehensive range of services to ensure operational safety and repairs on new machines
- Full cost control with the best service
- Tailored solution for the fleet from maintenance contract to complete worry-free package including replacement machine

Smartphone-App "AGCO Parts Books to go"

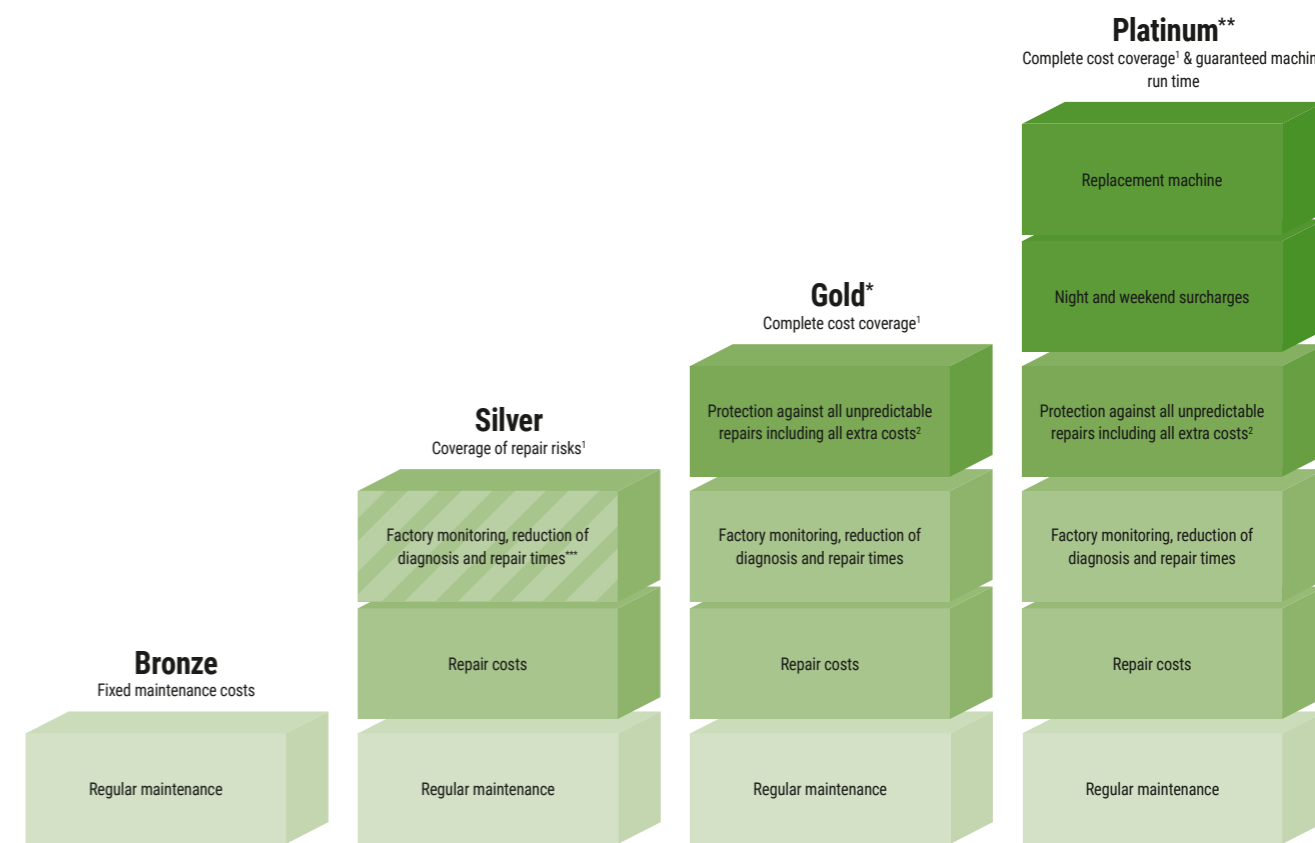
- Find replacement parts quickly and order directly
- Download via the App Store or the Google Play Store
- Access data via the Fendt sales partner













App Store



Google Play Store



Available for	Cost advantages with Fendt Connect (optional)		Only for tractors with Fendt Connect	
	Complete Fendt Portfolio	Complete Fendt Portfolio	Wheeled tractor with Fendt Connect & telescopic loader ⁸	Wheeled tractor with Fendt Connect
Customer benefit (deductible)	Operation safety of the machine	Coverage of large-scale damage ³ (490 €) Comprehensive coverage at attractive rates (190 €) Complete coverage with full cost control (0 €)	Complete coverage with full cost control including all extra costs (0 €)	Complete coverage with full cost control including all extra costs & guaranteed machine run time (0 €)
Maximum coverage Warranty extension	 8 Years / 8,000 OH	 5 Years / 3,000 OH  5 Years / 5,000 OH	 3 years / 2,000 OH ⁴  3 years / 4,000 OH ⁵  3 years / 25,000 bales ⁶	 5 Years / 50,000 Bales  8 Years / 4,000 pump-H  5 Years / 8,000 OH  5 years / 750 OH ⁷

OH = operating hours; H = hours; ¹ excluding wear and tear; ² travel costs, recovery / towing, troubleshooting with additional diagnostic tools, use of dynamometer, oils and filters if engine / transmission is repaired; ³ only available for machines with self-propelled & RG300 & Momentum; ⁴ ISOBUS-enabled machines only; ⁵ PR, VR & XR only; ⁶ incl. Rollercor; ⁷ Momentum 16 & 24 only; ⁸ Gold rate for telehandler also available without Connect; ^{*} Gold rate only available in DE, FR, GB, IT, BG, CZ, EE, HR, HU, LT, FI, LV, MD, RO, RS, SE, SI, SK, UA, AT, LU, NL, CH, BE, BY, NO, PL, DK; ^{**} Platinum only available in DE, EN, FR; ^{***} optional with Fendt Connect

Equipment variants and technical details.



Front mowers with pendulum support F-series

Front mower with alpine pendulum frame

Front mowers with 3D drawbar

Rear mower with side suspension (ISL)

Rear mower with side suspension

		Slicer 310 F	Slicer 310 F KC	Slicer 310 F RC	Slicer 260 FP	Slicer 260 FPS	Slicer 310 FPK		Slicer 310 FQ	Slicer 310 FQ KC	Slicer 310 FQ RC	Slicer 360 FQ	Slicer 360 FQ KC	Slicer 360 FQ RC	Slicer 2460 ISL	Slicer 2870 ISL	Slicer 270 P	Slicer 320 P	Slicer 350 P
Weights and dimensions																			
Working width	m	3,10	3,10	3,10	2,50	2,50	3,00		3,10	3,10	3,10	3,60	3,60	3,60	2,42	2,82	2,55	3,00	3,50
Transport width	m	3,00	3,00	3,00	2,50	2,50	3,00		2,99	2,99	2,99	3,49	3,49	3,49	1,80	1,80	2,13	2,13	2,13
Swath width	m	1,80	1,20 - 2,00	1,20 - 2,00	1,35	1,35	2,00		1,80	1,20 - 2,00	1,20 - 2,00	2,30	1,70 - 2,50	1,70 - 2,50	1,65	2,00	2,00	2,20	2,60
Transport height	m								1,88	1,88	1,88	1,88	1,88	1,88	3,30	3,70	2,95	3,43	3,91
Transport length	m	1,65	1,74	1,74	1,21	1,21	1,20		2,05	2,05	2,05	2,05	2,05	2,05	1,35	1,35	1,30	1,30	1,30
Weight	kg	710	1015	1045	474	504	694		950	1238	1238	1020	1343	1374	510	550	690	753	833
Power requirement																			
Power requirement	kW/HP	44/60	55/75	52/70	28/38	28/38	55/75		44/60	56/75	52/70	52/70	67/90	63/85	37/50	44/60	40/54	45/61	50/68
Hitching																			
Three-point	category	II	II	II	II	II	II		II	II	II	II	II	II	I + II	I + II	II	II	II
Cutting unit																			
Cutting discs	number	6	6	6	4	4	6		6	6	6	7	7	7	6	7	5	6	7
Blades per mower disc	number	2	2	2	2	2	2		2	2	2	2	2	2	2	2	2	2	2
Quick-release blade system		■	■	■			■		■	■	■	■	■	■	■	■	■	■	■
Compact angle drive					■	■	■										■	■	■
Front wheel drive		■	■	■					■	■	■	■	■	■	■	■			
DriveGuard							■										■	■	■
Mechanical lateral displacement																			
Hydraulic lateral displacement						■			□	□	□	□	□	□					
Hydraulic opening/closing of side guard		□	□	□					□	□	□	□	□	□					
TurboLift mowing attachment relief									■	■	■	■	■	■					
ISOBUS control																			
SafetySwing																			
BeMove																			
RC DUO drive				□							□			□					
Hydraulics																			
Required sa hydraulic connections	number								1	1	1	1	1	1	1	1	1	1	1
Required da hydraulic connections	number					1													
Flat face coupling									□	□	□	□	□	□					
PTO																			
PTO speed	rpm	1000 (850)	1000 (850)	1000 (850)	540/1000	540/1000	1000		1000 (850)	1000 (850)	1000 (850)	1000 (850)	1000 (850)	1000 (850)	540	540	540	540	540
Drive shaft with freewheel					■	■	■								■	■	■	■	■
Free wheel in the gearbox		■	■	■					■	■	■	■	■	■					
Lighting																			
Electrical lighting / warning signs		□	□	□			□		□	□	□	□	□	□			□	□	□

Equipment variants and technical details.



Rear mower with centre suspension Rear mower with centre suspension (TLX) Rear mower combinations without ISOBUS Rear mower combinations with ISOBUS Rear mowers with transport chassis

		Slicer 4080 TL	Slicer 4590 TL	Slicer 3160 TLX	Slicer 3160 TLXKC	Slicer 3160 TLXRC	Slicer 3670 TLX		Slicer 3670 TLXKC	Slicer 3670 TLXRC	Slicer 860	Slicer 860 KC	Slicer 860 RC	Slicer 960	Slicer 991 TLKC	Slicer 9314 TLKCB	Slicer 313 TKC	Slicer 313 TRC	
Weights and dimensions																			
Working width	m	4,00	4,50	3,10	3,10	3,10	3,60		3,60	3,60	8,30/8,60	8,30/8,60	8,30/8,60	9,30/9,60	9,30	9,30	3,00	3,00	
Transport width	m	2,30	2,30	2,50	2,50	2,50	2,80		2,80	2,80	2,99	2,99	2,99	2,99	2,78	2,78	3,00	3,00	
Swath width	m	3,30	3,80	1,80	1,20-2,00	1,20-2,00	2,30		1,70-2,50	1,70-2,50	2 x 1,80	2 x 1,20-2,00	2 x 1,20-2,00	2 x 2,30	2 x 1,85-3,25	1,80-3,00	0,90-2,25	1,55-1,90	
Transport height	m			3,58	3,58	3,58	3,99		3,99	3,99	3,99	3,99	3,99	3,99	3,99	3,99			
Transport length	m	5,60	6,10	1,70	2,10	2,10	1,70		2,10	2,10							7,00	7,00	
Weight	kg	980	1100	1050	1350	1350	1200		1500	1500	1610	2250	2310	1850	2830	3450	1945	1962	
Power requirement																			
Power requirement	kW/HP	72/99	84/115	63/85	85/115	85/115	70/95		96/130	96/130	81/110	110/150	103/140	96/130	155/200	168/228	66/90	66/90	
Hitching																			
Three-point	category	II + III	II + III	II	II + III	II + III	II+III		II + III	II + III	II	II	II	II	II + III	II + III			
Two-point lower links	category																II	II	
Cutting unit																			
Cutting discs	number	8	9	6	6	6	7		7	7	2 x 6	2 x 6	2 x 6	2 x 7	2 x 7	2 x 7	6	6	
Blades per mower disc	number	2	2	2	2	2	2		2	2	2	2	2	2	2	2	2	2	
Quick-release blade system		■	■	■	■	■	■		■	■	■	■	■	■	■	■	□	□	
Compact angle drive		■	■												■	■	■	■	
Front wheel drive				■	■	■	■		■	■	■	■	■	■			■	■	
DriveGuard		■	■												■	■	■	■	
Mechanical lateral displacement											■	■	■	■					
Hydraulic opening/closing of side guard				□	□	□	□		□	□	□	□	□	□					
TurboLift mowing attachment relief		■	■	■	■	■	■		■	■	■	■	■	■	■	■			
ISOBUS control																■			
SafetySwing				■	■	■	■		■	■					■	■			
EasySwing											■	■	■	■					
BeMove																■			
RC DUO drive						□				□				□					
SectionControl																□			
Hydraulics																			
Required sa hydraulic connections	number	1	1	1	1	1	1		1	1	2	2	2	2	2		1	1	
Required da hydraulic connections	number	1	1	1	1	1	1		1	1	1	1	1	1	1		1	1	
Required hydraulic connections LS	number															1			
Flat face coupling				□	□	□	□		□	□	□	□	□	□	□	□			
PTO																			
PTO speed	rpm	1000	1000	1000 (850)	1000 (850)	1000 (850)	1000 (850)		1000 (850)	1000 (850)	1000 (850)	1000 (850)	1000 (850)	1000 (850)	1000	1000	1000	1000	
Drive shaft with freewheel		■	■												■	■	■	■	
Free wheel in the gearbox				■	■	■	■		■	■	■	■	■	■					
Tyres																			
Transport chassis tyres																	10.0/75-15.3	10.0/75-15.3	
Lighting																			
Electrical lighting / warning signs		■	■	□	□	□	□		□	□	■	■	■	■	■	■	■	■	

FENDT

It's Fendt. Because we understand Agriculture.



www.fendt.com

AGCO GmbH – Fendt Marketing
87616 Marktobendorf, Germany

 **AGCO**
Your Agriculture Company

Fendt is a worldwide brand of AGCO.
All details regarding scope of delivery, appearance, performance, dimensions and weights, fuel consumption and running costs of vehicles reflect the latest information available at the time of print. These may change by the time of purchase. Your Fendt dealer will be happy to inform you about any changes. The vehicles shown do not feature country-specific equipment.